

WHITE PAPER  
ON CRIME  
2023

RESEARCH AND TRAINING INSTITUTE  
MINISTRY OF JUSTICE  
JAPAN



# NOTES

## [SOURCES]

### I. Original White Paper on Crime

#### 1 Original White Paper on Crime

This White Paper is a summary and translated version of the “White Paper on Crime 2023” (the original version is written/described in Japanese), one of annual publications of the Ministry of Justice of Japan. The translations in this Paper are tentative and are to be considered solely as a reference. For more statistics and further details, refer to the original Japanese version.

This tentative translation was prepared by the “Study Group Concerning Translation of White Paper on Crime in Japan”.

### II. Data sources

Statistics, Tables, Figures and other information presented in the White Paper on Crime are specially provided by the respective bureaus/departments of the Ministry of Justice and the Immigration Services Agency, and are also obtained from various research or surveys conducted by relevant agencies, as well as the following official statistics:

- Criminal Statistics of the National Police Agency (Criminal Investigation Bureau, National Police Agency);
- Annual Report of Statistics on Prosecution (Judicial System Department, Minister’s Secretariat, Ministry of Justice);
- Annual Report of Judicial Statistics (General Secretariat, the Supreme Court);
- Annual Report of Statistics on Correction (Judicial System Department, Minister’s Secretariat, Ministry of Justice); and
- Annual Report of Statistics on Rehabilitation (Judicial System Department, Minister’s Secretariat, Ministry of Justice).

The statistical data sources up to May 14, 1972 do not include data for Okinawa Prefecture.

### III. Coverage of statistical materials

The data in this White Paper are based on statistical materials that were available by the end of July 2023. Unless otherwise indicated, the most recent annual numbers are of the year 2022. Any corrections made to the data offered or publicized by relevant agencies will be reflected in subsequent editions of this Paper if deemed necessary.

## [OFFENSES AND TERMS]

### I. Definitions of offenses

The offense names in this White Paper are used in accordance with the following meanings and the definitions in the sources, unless specified otherwise.

#### 1 Penal Code offenses

“**Penal Code offenses**,” in principle, refer to those offenses prescribed by the Penal Code (Act No. 45 of 1907) and violations of the following laws, except offenses against the Penal Code that fall under 2 and 3 below:

- (i) Explosives Control Act (Cabinet Order No. 32 of 1884);
- (ii) Act Relating to Duels (Act No. 34 of 1889);
- (iii) Act on Punishment of Crimes Related to Stamps (Act No. 39 of 1909);
- (iv) Act on Punishment of Physical Violence and Others (Act No. 60 of 1926);
- (v) Act on Prevention and Punishment of Robbery and Theft (Act No. 9 of 1930);
- (vi) Act on Punishment of Unlawful Seizure of Aircraft (Act No. 68 of 1970);
- (vii) Act on Punishment of Crime to Cause Pollution Harmful for Human Health (Act No. 142 of 1970);
- (viii) Act on Punishment of Acts to Endanger Aviation (Act No. 87 of 1974);
- (ix) Act on Punishment of Compulsion and Other Related Acts Committed by Those Having Taken Hostages (Act No. 48 of 1978); and
- (x) Act on Punishment of Organized Crimes and Control of Crime Proceeds (Act No. 136 of 1999).

As a side note, each category of offenses, in principle, includes the following variations as provided in the Penal Code:

- (i) attempt;
- (ii) preparation;
- (iii) inducement and accessoryship;
- (iv) offenses which aggravate the gravity of the punishment of the base offense (e.g., robbery causing death or injury);
- (v) offenses such as when the gravity of the punishment is aggravated or mitigated based on the types of social activities, purposes, status of an offender or other elements as prescribed in the Penal Code; and
- (vi) offenses that aggravate the punishment as prescribed in the Act on Prevention and Punishment of Robbery and Theft.

2 Dangerous driving causing death or injury

“**Dangerous driving causing death or injury**,” in principle, refers to offenses provided in Article 2, Article 3, and Article 6, paragraphs (1) and (2) of the Act on Punishment of Acts Inflicting Death or Injury on Others by Driving a Motor Vehicle (Act No. 86 of 2013; hereinafter referred to as the “Act on Fatal/Injurious Driving”) and offenses provided in Article 208-2 of the Penal Code prior to its amendment by Act No. 86 of 2013.

3 Negligent driving offenses causing death or injury

“**Negligent driving offenses causing death or injury**,” in principle, refer to offenses provided in Article 4, Article 5, and Article 6, paragraphs (3) and (4) of the Act on Fatal/Injurious Driving, offenses that cause death or injury through negligence in vehicle driving (offenses provided in Article 211, paragraph (2) of the Penal Code prior to its amendment by Act No. 86 of 2013).

4 Special Acts offenses

“**Special Acts offenses**,” in principle, refer to offenses other than those referred to in 1 to 3 above and include violations of Prefectural/Municipal Ordinances and Regulations.

- (1) “**Road traffic-related violations**” refer to violations of the Road Traffic Act (Act No. 105 of 1960) and Act on Assurance of Car Parking Spaces and Other Matters (Act No. 145 of 1962).
- (2) “**Violations of four traffic-related Acts**” refer to road traffic-related violations, and violations of the Road Transport Vehicle Act (Act No. 185 of 1951) and Automobile Liability Security Act (Act No. 97 of 1955).
- (3) “**Violations of traffic-related Acts**” refer to violations of four traffic-related Acts and violations of the Road Transportation Act (Act No. 183 of 1951), Road Act (Act No. 180 of 1952), National Highway Act (Act No. 79 of 1957), Parking Lot Act (Act No. 106 of 1957), Act on Special Measures Concerning Prevention of Traffic Accident Caused by Large-Sized Automobiles Carrying Earth, Sand and Others (Act No. 131 of 1967), Act on Special Measures Concerning Regulation of Taxi Services (Act No. 75 of 1970), Consigned Freight Forwarding Business Act (Act No. 82 of 1989), Motor Truck Transportation Business Act (Act No. 83 of 1989), Studded Tires Regulation Act (Act No. 55 of 1990), and Act on Regulation of Substitute Driving Service (Act No. 57 of 2001).

## II. Definitions of terms

### 1 Police

- (1) The number of “**reported cases**” refers to the number of cases occurrence of which became known to the police.
- (2) “**Crime rate**” refers to the number of reported cases per 100,000 population.
- (3) The number of “**cleared cases**” or “**cases cleared**” refers to the number of cases cleared by the police or other investigative authorities. The number is not limited to cases referred to public prosecutors but includes cases disposed by the police as trivial offenses and other dispositions.
- (4) “**Clearance rate**” refers to the percentage of cleared cases among the number of reported cases. Since the “cleared cases” include reported cases in the previous years, the “clearance rate” may exceed 100%.
- (5) The number of “**cleared persons**” or “**persons cleared**” refers to the number of persons cleared by the police or other investigative authorities. The same applies to juveniles, foreign nationals, etc.

### 2 Prosecution and courts

- (1) The number of “**persons received by public prosecutors**” refers to the number of suspects in cases directly detected or received by public prosecutors or referred from judicial police officers (including special judicial police officers of investigative agencies and internal inspectors of the National Tax Agency).
- (2) “**Prosecution rate**” refers to the percentage of persons prosecuted among the sum of the number of persons prosecuted and not prosecuted.
- (3) “**Public trial prosecution rate**” refers to the percentage of persons prosecuted to a public trial among the sum of the number of persons prosecuted and not prosecuted.
- (4) “**Court of first instance**” refers to ordinary trial procedures at district courts and summary courts and excludes summary proceedings.
- (5) “**Conclusive disposition**” refers to:
  - (i) when the data is from the Annual Report of Prosecution, disposition of a case by a prosecutor, excluding transfer of a case between Public Prosecutors Offices or disposition to suspend an investigation; and
  - (ii) where the data is from the Annual Report of Judicial Statistics or the General Secretariat of the Supreme Court, disposition of a case by a court, excluding transfer of a case between other courts (in Chapter 2 of Part 3 and Part 7, cases consolidated are not individually counted as disposed cases).

### 3 Correction and rehabilitation

- (1) “**Newly sentenced inmates**” refer to inmates newly admitted to penal institutions each year for reasons such as the execution of their finalized sentence.
- (2) “**Reimprisoned inmate**” refers to a person who has been imprisoned before.
- (3) “**Parole rate**” refers to the percentage of inmates released on parole among the total number of inmates released upon the completion of their term of imprisonment (with or without partial suspension of execution) and inmates released on parole.
- (4) “**Probation rate**” refers to the percentage of persons granted (full or partial) suspension of the execution of their sentence of imprisonment and placed under supervision for a period of suspension among the total number of persons granted (full or partial) suspension of the execution of their sentence of imprisonment (with or without supervision).

### 4 Juvenile cases

- (1) Juvenile
  - (i) “**Junior juvenile**” refers to a person aged 14 or 15;
  - (ii) “**Intermediate juvenile**” refers to a person aged 16 or 17; and
  - (iii) “**Senior juvenile**” refers to a person aged 18 or 19.
- (2) Juvenile delinquent
  - (i) “**Juvenile offender**” refers to a juvenile who has committed a crime (aged 14 or older at the time of the crime);
  - (ii) “**Juvenile offender under 14**” refers to a juvenile under 14 years of age who has violated laws and regulations of a criminal nature; and
  - (iii) “**Pre-delinquent**” refers to a juvenile who is, in light of his/her personality or environment, likely to commit crimes or violate laws and regulations of a criminal nature in the future due to his/her propensity not to submit to legitimate supervision by a custodian or other reasons.
- (3) “**Juveniles newly committed to juvenile training schools**” refer to juveniles newly committed to juvenile training schools by rulings to refer the juveniles to juvenile training schools.

## 5 Others

- (1) “**Rate per population**” refers to the rate of persons in a specific group per 100,000 persons of the population.
- (2) “**Percentage of female**” refers to the percentage of females among the total number of males and females.
- (3) “**Percentage of juveniles**” refers to the percentage of juveniles among the total number of persons.
- (4) “**Elderly**” or “**elderly person**” refers to persons aged 65 or older.
- (5) “**Visiting foreign nationals**” refer to foreign nationals staying in Japan except those staying under permanent residency, special permanent residency, or statuses related to the U.S. forces based in Japan, and those whose status is unclear.

If the data source is the Criminal Statistics of the National Police Agency, the term refers to foreign nationals staying in Japan except those staying under established residency (permanent residency, spouse or other dependency status of permanent residents and special permanent residency), or statuses related to the U.S. forces based in Japan, and those whose status is unclear.

- (6) “**Previous conviction**” refers to a previous conviction based on a finalized judgment.
- (7) “**Treatment**” refers to treatment of persons cleared for an offense in the subsequent stages of prosecution, court, correction and/or rehabilitation.
- (8) “**Full suspension of execution of sentence**” refers to the full suspension of execution of sentence provided in Article 25 of the Penal Code.
- (9) “**Partial suspension of execution of sentence**” refers to the partial suspension of execution of sentence provided in Article 27-2 of the Penal Code and Article 3 of the Act on Suspension of Execution of Part of the Sentence Rendered to a Person Who Has Committed a Drug-related Crime (Act No. 50 of 2013).

## **[PRESENTATION IN THE WHITE PAPER]**

### **I. Numbering of figures and tables**

The numbering of figures and tables is indicated in the order of Part, Chapter, and Section. For example, Fig. 2-4-1-3 refers to the third figure in Section 1 of Chapter 4 of Part 2. This English version of the White Paper on Crime 2023 does not necessarily correspond to the numbering of the figures and tables of the original Japanese White Paper on Crime 2023.



## II. Presentation of values, etc.

### 1 Presentation of tables:

- (1) “-” refers to zero in number or not applicable
- (2) “0” refers to a number that does not reach one when rounded off
- (3) “0.0” refers to a number that does not reach 0.1 when rounded off
- (4) “...” refers to data/statistical materials that are not available, or the case where the parameter is zero

### 2 Presentation of figures:

- (1) “0” refers to zero in number or not applicable
- (2) “0.0” refers to a number that does not reach 0.1 when rounded off

## [OTHERS]

### I. Calculation

The proportion and percentage, etc. are rounded off. Therefore, the sum of the proportions may not add up to 100.0.

The sum or difference of each proportion is calculated by first adding or subtracting values and then rounding off the resulting value. Thus, the value may not match the value calculated by first rounding off each value and then adding or subtracting the rounded off values.

For example, when calculating the difference between 12.76 and 7.53, first subtract 7.53 from 12.76 and then round off the value 5.23 to obtain the result of 5.2, rather than subtracting the rounded off value of 7.5 from the rounded off value of 12.8 (which yields 5.3).

### II. Website

This White Paper on Crime 2023 and its original Japanese version are available on the website of the Ministry of Justice of Japan.



# TABLE OF CONTENTS

## **PART 1 Crime Trends**

<b>Chapter 1 Penal Code Offenses.....</b>	<b>3</b>
Section 1 Overview.....	3
Section 2 Penal Code Offenses by Category .....	4
1 Theft .....	4
2 Forcible sexual intercourse and indecency through compulsion.....	5
3 Other Penal Code offenses .....	6
<b>Chapter 2 Special Acts Offenses .....</b>	<b>8</b>
Section 1 Overview.....	8
Section 2 Special Acts Offenses by Category .....	9

## **PART 2 Treatment of Offenders**

<b>Chapter 1 Overview.....</b>	<b>13</b>
<b>Chapter 2 Prosecution .....</b>	<b>14</b>
Section 1 Reception .....	14
Section 2 Dispositions .....	15
<b>Chapter 3 Courts.....</b>	<b>17</b>
Section 1 Finalized Judgment.....	18
Section 2 Courts of First Instance.....	19
1 Dispositions.....	19

2 Sentences .....	20
3 <i>Saiban-in</i> trials .....	21
Section 3 Appeals.....	22

**Chapter 4 Institutional Correction of Offenders aged 20 or older .....23**

Section 1 Inmates in Penal Institutions.....	23
1 Number of inmates in penal institutions.....	23
2 Number of newly sentenced inmates.....	24
3 Characteristics of newly sentenced inmates .....	25
Section 2 Treatment of Sentenced Inmates.....	26
1 Treatment indexes and treatment guidelines .....	26
2 Work .....	28
3 Guidance for reform .....	28
4 Guidance in school courses .....	29
5 Employment support .....	29
6 Welfare support .....	29
Section 3 Administration of Penal Institutions .....	30
1 Penal institution visiting committee .....	30
2 Food supply, medical care and hygiene.....	30
3 Cooperation with private sector .....	30
4 Security and safety .....	30

**Chapter 5 Rehabilitation Services .....31**

Section 1 Parole .....	31
1 Number of parolees .....	32
2 Percentage of sentence served.....	33
Section 2 Probation/Parole Supervision .....	34
1 Probationers/parolees .....	35
2 Treatment during probation/parole.....	37
Section 3 Volunteer Probation Officers and Halfway Houses .....	40
1 Volunteer probation officers .....	40
2 Halfway houses .....	42

**PART 3 Trends in Juvenile Delinquency and Treatment  
of Juvenile Delinquents**

<b>Chapter 1 Trends in Juvenile Delinquency.....</b>	<b>45</b>
Section 1 Penal Code Offenses Committed by Juveniles .....	45
Section 2 Special Acts Offenses Committed by Juveniles.....	48
<b>Chapter 2 Treatment of Juvenile Delinquents.....</b>	<b>49</b>
Section 1 Overview.....	49
1 The amended Juvenile Act .....	50
2 Procedure before referral to family courts .....	50
3 Procedure in family courts .....	51
4 Procedure for protective measures .....	52
Section 2 Prosecution/Courts.....	53
1 Investigation by public prosecutors (before referral to family courts).....	53
2 Family courts.....	54
Section 3 Juvenile Classification Homes.....	55
1 Overview of juvenile classification homes.....	55
2 Juveniles newly committed to juvenile classification homes.....	55
Section 4 Juvenile Training Schools.....	56
1 Juveniles newly committed to juvenile training schools.....	56
2 Treatment provided in juvenile training schools .....	59
Section 5 Probation/Parole Supervision for Juveniles.....	60
1 Juvenile probationers and juvenile training school parolees.....	60
2 Treatment for juvenile probationers and juvenile training school parolees .....	61
<b>Chapter 3 Criminal Procedure for Juveniles .....</b>	<b>62</b>

## **PART 4 Specific Types of Offenses / Offenders**

<b>Chapter 1</b>	<b>Traffic Offenses .....</b>	<b>65</b>
Section 1	Occurrence of Traffic Accidents .....	65
Section 2	Road Traffic-related Violations .....	66
<b>Chapter 2</b>	<b>Drug Offenses .....</b>	<b>67</b>
Section 1	Trends in Offenses .....	67
1	Stimulants Control Act violations .....	67
2	Cannabis and other drug-related offenses .....	69
3	Offenses related to new psychoactive substance .....	70
Section 2	Treatment of Drug Offenders .....	71
<b>Chapter 3</b>	<b>Organized Crime.....</b>	<b>72</b>
Section 1	Trends in Organized Crime Groups .....	72
Section 2	Trends in Offenses .....	73
<b>Chapter 4</b>	<b>Financial and Economic Offenses.....</b>	<b>74</b>
Section 1	Tax-related Offenses .....	74
Section 2	Economic Offenses .....	75
Section 3	Intellectual Property-related Offenses .....	76
<b>Chapter 5</b>	<b>Cybercrime .....</b>	<b>77</b>
<b>Chapter 6</b>	<b>Child Abuse, Spousal Violence and Stalking-related Crimes .....</b>	<b>80</b>
Section 1	Child Abuse.....	80
Section 2	Spousal Violence.....	81
Section 3	Stalking-related Crimes .....	82

<b>Chapter 7</b>	<b>Offenses committed by Women.....</b>	<b>83</b>
Section 1	Trends in Offenses .....	83
Section 2	Treatment .....	84
<b>Chapter 8</b>	<b>Offenses committed by the Elderly.....</b>	<b>85</b>
Section 1	Trends in Offenses .....	85
Section 2	Treatment .....	89
<b>Chapter 9</b>	<b>Offenses committed by Foreign Nationals .....</b>	<b>90</b>
Section 1	Trends in Offenses .....	90
1	Penal Code offenses.....	90
2	Special Acts offenses .....	91
Section 2	Treatment .....	92
1	Prosecution .....	92
2	Corrections .....	93
<b>Chapter 10</b>	<b>Offenses committed by Those with Mental Disorders.....</b>	<b>94</b>
Section 1	Trends in Offenses .....	94
Section 2	Medical Care and Treatment System for Mentally Ill .....	95
<b>Chapter 11</b>	<b>Offenses committed by Public Officials .....</b>	<b>97</b>

## **PART 5 Repeat Offenders**

<b>Chapter 1</b>	<b>Cleared Offenders .....</b>	<b>101</b>
<b>Chapter 2</b>	<b>Prosecution .....</b>	<b>103</b>
<b>Chapter 3</b>	<b>Correction.....</b>	<b>104</b>

Section 1	Reimprisoned Inmates .....	104
Section 2	Reimprisonment of Released Sentenced Inmates.....	105

**Chapter 4 Probation/Parole Supervision .....110**

Section 1	Probationers and Parolees with Previous Convictions .....	110
Section 2	Redisposition or Revocation during Probation/Parole Supervision .....	112

**PART 6 Crime Victims**

**Chapter 1 Crime Victimization.....115**

Section 1	Number of Cases Involving Human Victims.....	115
Section 2	Relationship between Victims and Suspects.....	116

**Chapter 2 Victims in the Criminal Justice Process.....117**

**PART 7 Special Feature: Juvenile Delinquents and their Growing Environments**

**Chapter 1 Recent Trends in Juvenile Delinquency .....121**

**Chapter 2 Special Survey on Juvenile Delinquents and their Growing Environments .....122**

Section 1	Overview of Survey.....	122
Section 2	Comparison between juvenile inmates in juvenile training schools and juvenile probationers .....	123
Section 3	Comparison by Difference in Growing Environment .....	126
Section 4	Status of Guardians.....	129



# PART 1

## Crime Trends



### **Ministry of Justice Headquarters**

Source: Secretarial Division, Minister's Secretariat Ministry of Justice

Part  
1

# Chapter 1 Penal Code Offenses

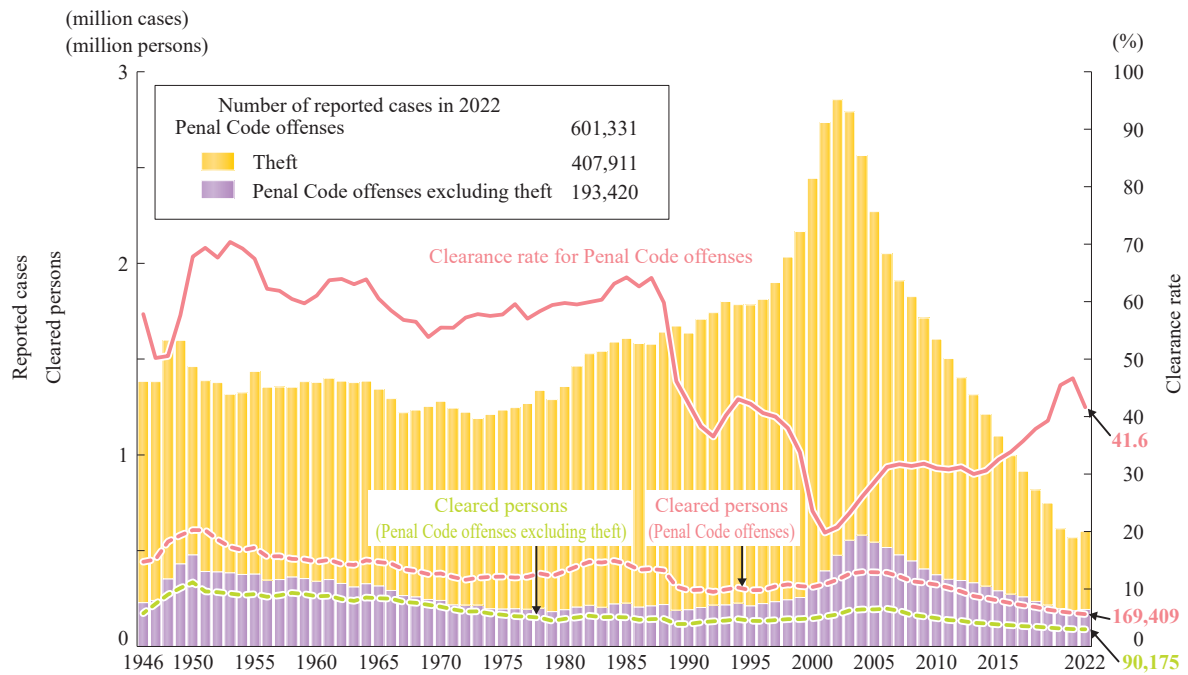
## Section 1 Overview

Fig. 1-1-1-1 shows the trend in the number of reported cases, cleared persons and clearance rate for Penal Code offenses since 1946.

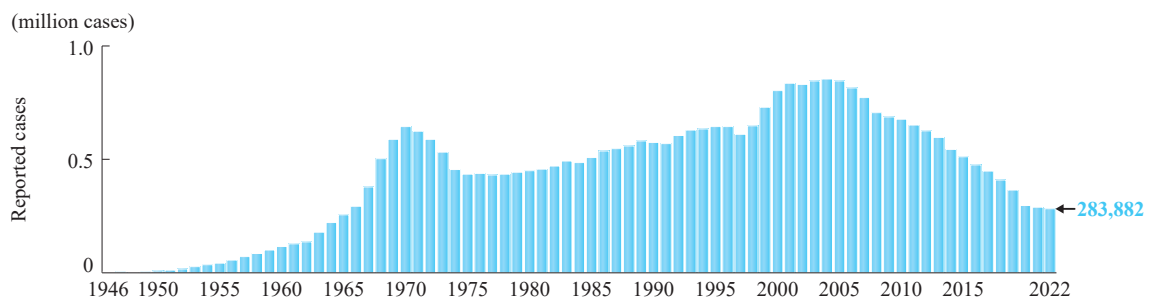
**Fig. 1-1-1-1 Penal Code offenses: reported cases, cleared persons and clearance rate**

(1946-2022)

[1] Penal Code offenses



[2] Dangerous driving causing death or injury, and negligent driving offenses causing death or injury



- Notes: 1. Numbers until 1955 include violations of laws and regulations of a criminal nature committed by juveniles under 14 years of age.
- 2. "Penal Code offenses" in [1] did not include offenses causing death or injury through (gross) negligence in pursuit of social activities until 1965.
- 3. "Penal Code offenses" in [1] have included offenses causing death or injury through (gross) negligence in pursuit of social activities not related to vehicle driving since 1966.
- 4. "Dangerous driving causing death or injury, and negligent driving offenses causing death or injury" in [2] included offenses causing death or injury through (gross) negligence in pursuit of social activities not related to vehicle driving until 1965.

Source: Criminal Statistics of the National Police Agency

## Section 2 Penal Code Offenses by Category

Part  
1

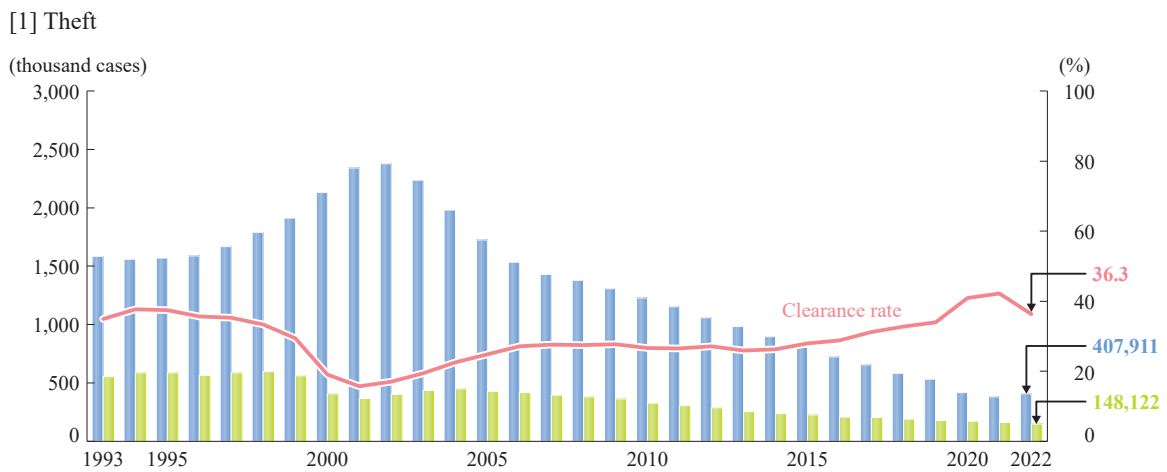
### 1 Theft

Theft accounts for nearly 70% of the reported cases for Penal Code offenses. **Fig. 1-1-2-1** [1] shows the trend in the number of reported/cleared cases and the clearance rate for theft.

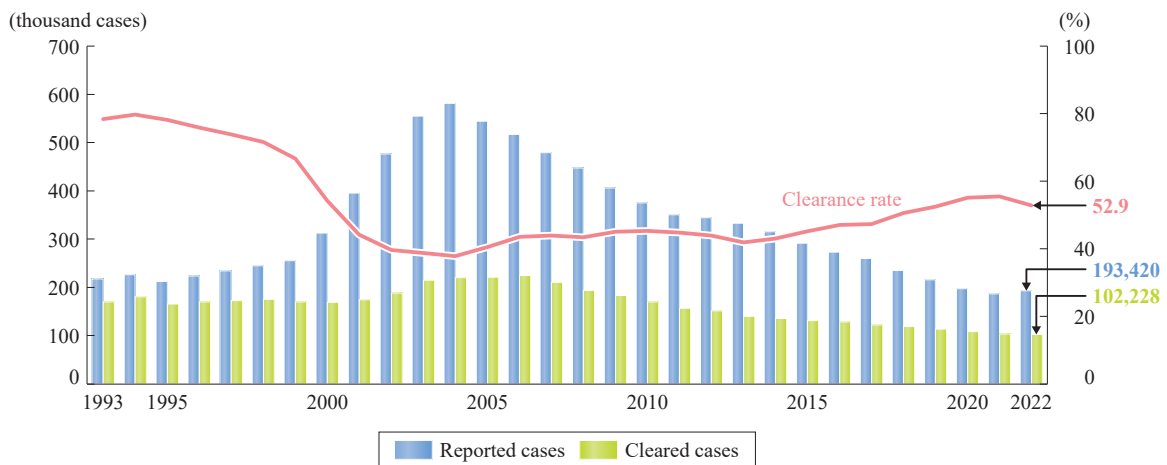
**Fig. 1-1-2-1** [2] shows the trend in the number of reported/cleared cases and the clearance rate for Penal Code offenses excluding theft.

**Fig. 1-1-2-1 Penal Code offenses: reported/cleared cases and clearance rate (theft/Penal Code offenses excluding theft)**

(1993-2022)



[2] Penal Code offenses excluding theft



Source: Criminal Statistics of the National Police Agency

## 2 Forcible sexual intercourse and indecency through compulsion

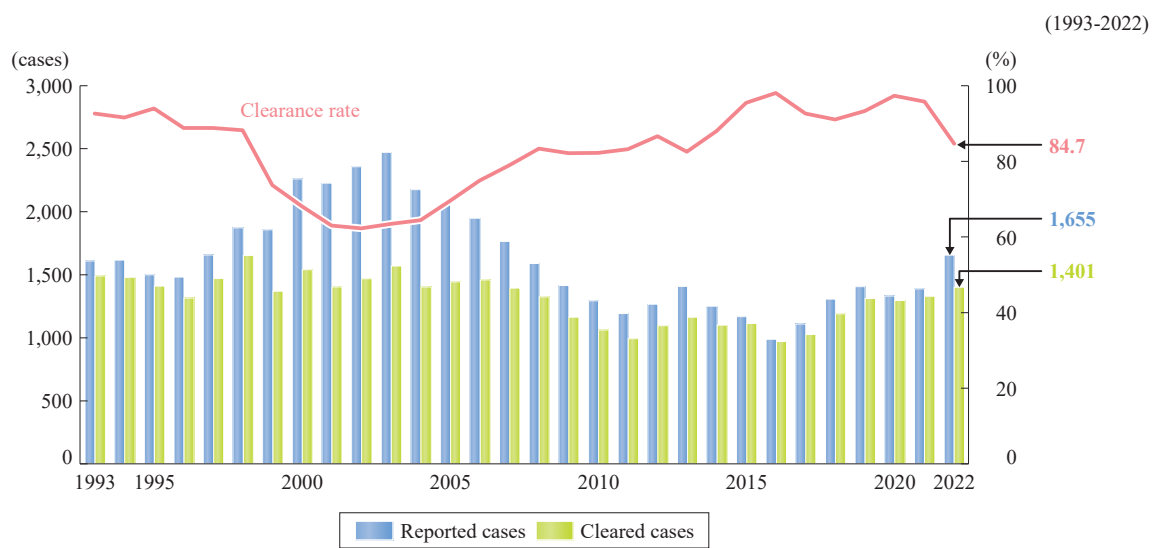
The Act Partially Amending the Penal Code (Act No. 72 of 2017) came into effect in July 2017. The Act widened the definition of rape prior to its amendment so that it made no distinction based on the victim’s sex, and included anal and oral intercourse (hereinafter vaginal intercourse, anal intercourse or oral intercourse are referred to as “sexual intercourse”). The Act also raised the minimum statutory penalty, newly established indecency and sexual intercourse by a person having custody of a victim under the age of 18, and changed forcible sexual intercourse and indecency through compulsion into a crime indictable without a complaint.

The Act Partially Amending the Penal Code and the Code of Criminal Procedure (Act No. 66 of 2023) came into effect on July 13, 2023, and as a result, indecency through compulsion and constructive indecency through compulsion, and forcible sexual intercourse and constructive forcible sexual intercourse were integrated into indecent assault and penetrative sexual assault, respectively.

In addition, the penalties were also revised, such as making it possible to punish a person for the crime of indecent assault and penetrative sexual assault if the person commits an indecent act or sexual penetration against a victim between the ages of 13 to 15, and was born more than 5 years before the date of the birth of the victim.

**Fig. 1-1-2-2** shows the trend in the number of reported/cleared cases and the clearance rate for forcible sexual intercourse (including constructive forcible sexual intercourse, and sexual intercourse by a custodian after the amendment in 2017; the same applies hereinafter).

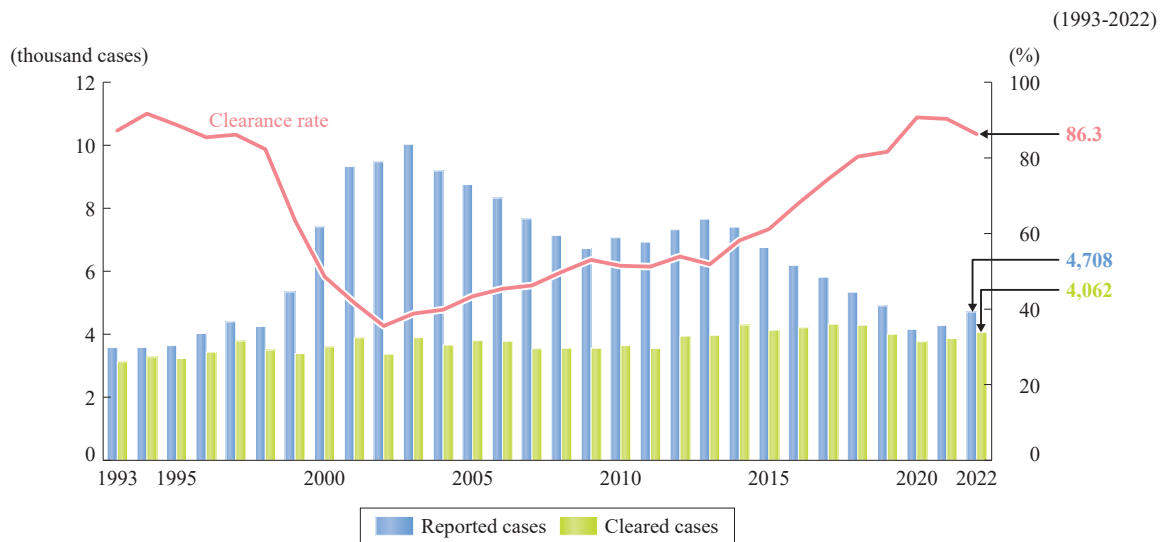
**Fig. 1-1-2-2 Forcible sexual intercourse: reported/cleared cases and clearance rate**



Source: Criminal Statistics of the National Police Agency

Fig. 1-1-2-3 shows the trend in the number of reported/cleared cases and the clearance rate for indecency through compulsion (including constructive indecency through compulsion, and indecency by a custodian after the amendment in 2017; the same applies hereinafter).

**Fig. 1-1-2-3 Indecency through compulsion: reported/cleared cases and clearance rate**

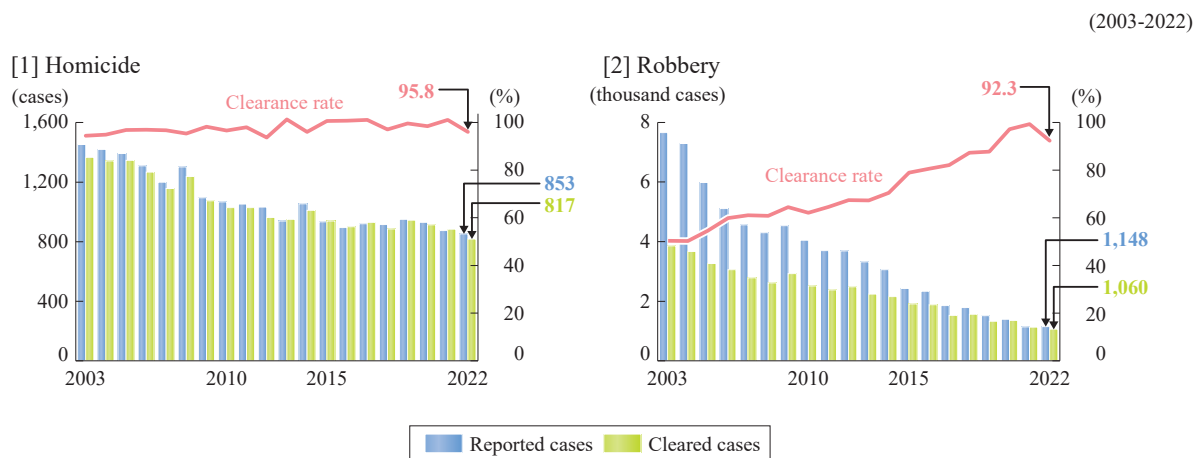


Source: Criminal Statistics of the National Police Agency

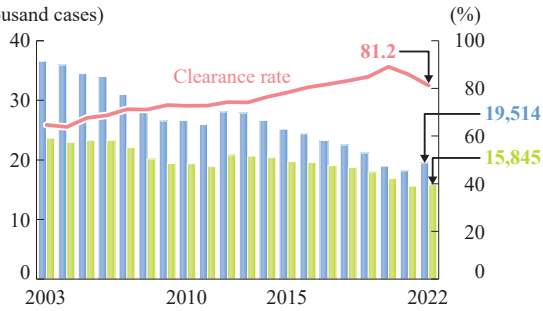
### 3 Other Penal Code offenses

Fig. 1-1-2-4 shows the trend in the number of reported/cleared cases and the clearance rate for other major Penal Code offenses.

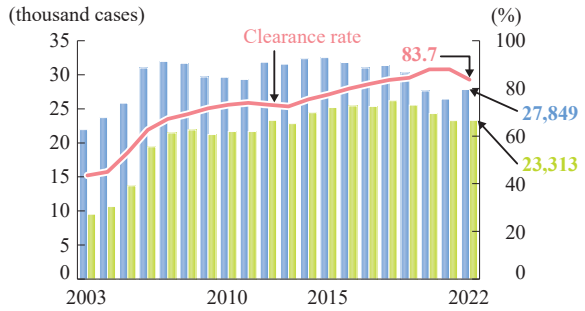
**Fig. 1-1-2-4 Penal Code offenses: reported/cleared cases and clearance rate (by type of offense)**



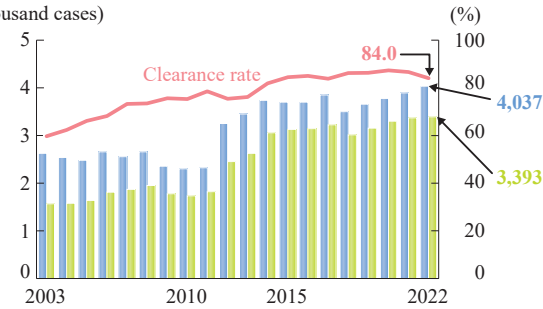
[3] Injury  
(thousand cases)



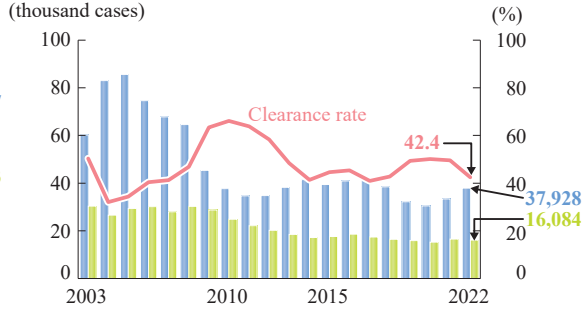
[4] Assault  
(thousand cases)



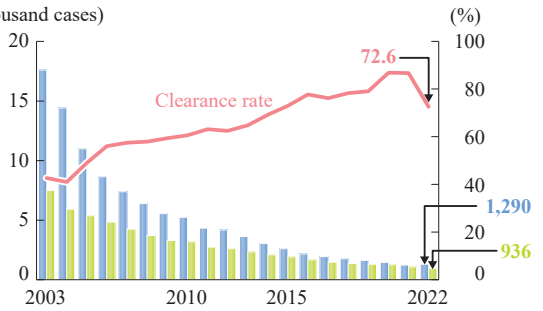
[5] Intimidation  
(thousand cases)



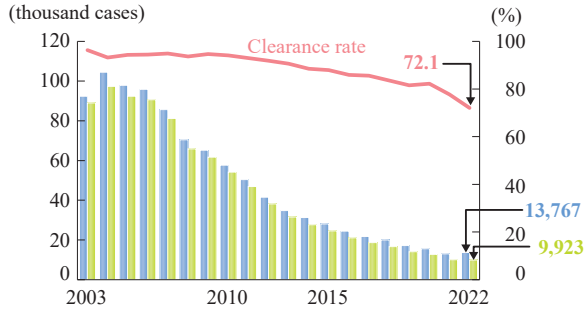
[6] Fraud  
(thousand cases)



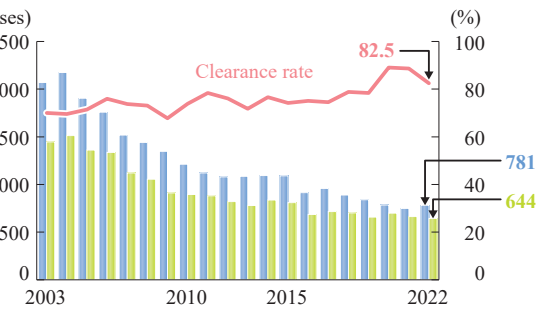
[7] Extortion  
(thousand cases)



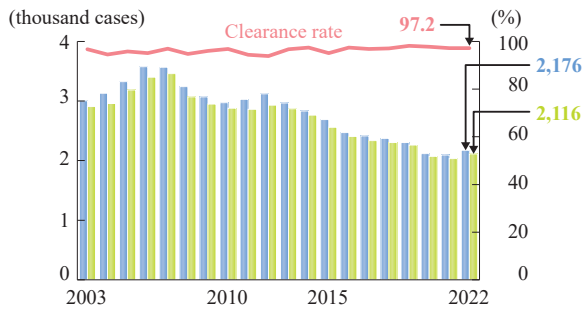
[8] Embezzlement (including embezzlement of lost property)  
(thousand cases)



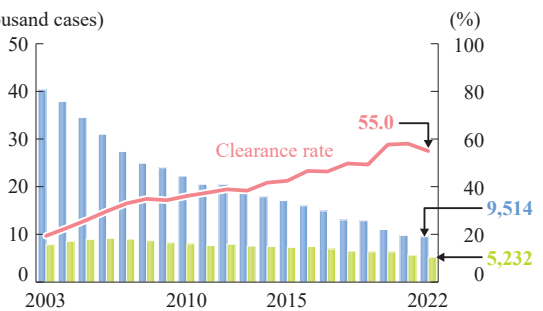
[9] Arson  
(cases)



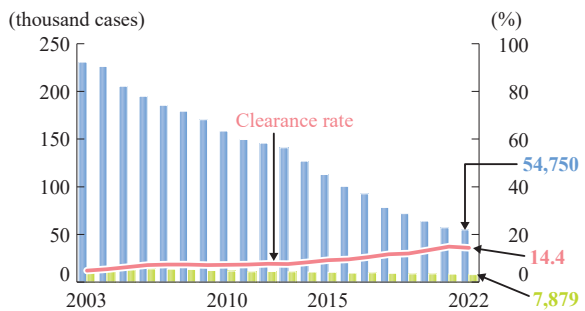
[10] Obstruction of performance of public duty  
(thousand cases)



[11] Breaking into a residence  
(thousand cases)



[12] Damage of property  
(thousand cases)



Reported cases    Cleared cases

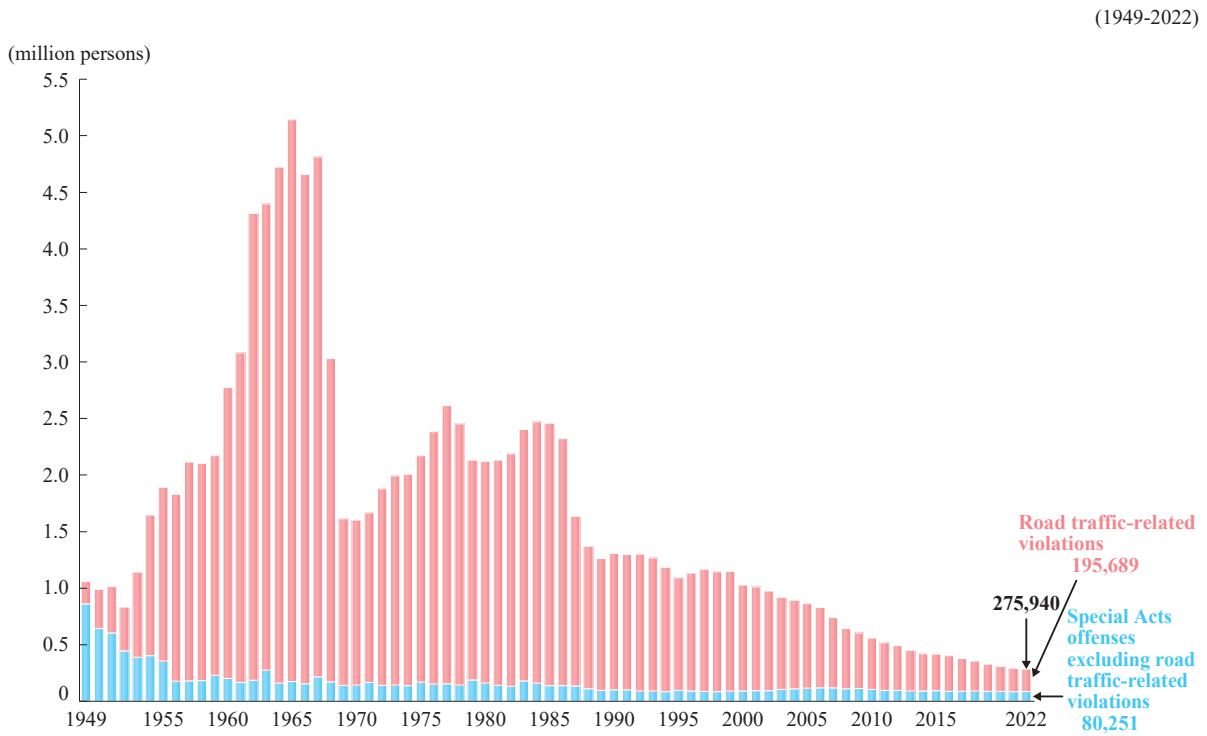
Note: Since "cleared cases" may include cases reported during the previous years, the "clearance rate" could exceed 100%.  
Source: Criminal Statistics of the National Police Agency

## Chapter 2 Special Acts Offenses

### Section 1 Overview

Fig. 1-2-1-1 shows the trend in the number of persons received by public prosecutors for Special Acts offenses since 1949.

**Fig. 1-2-1-1 Special Acts offenses: persons received by public prosecutors**



Source: Annual Report of Criminal Statistics  
Annual Report of Statistics on Prosecution

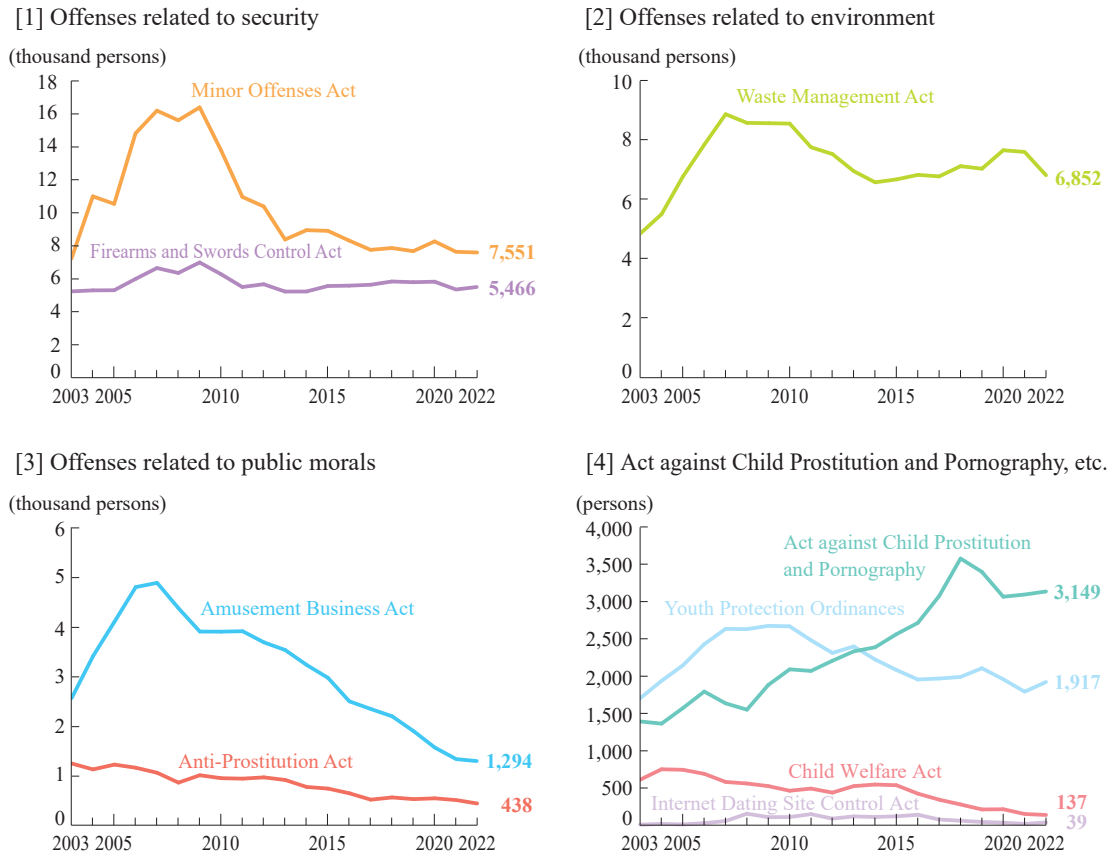


## Section 2 Special Acts Offenses by Category

Fig. 1-2-2-1 shows the trend in the number of persons received by public prosecutors for a violation of certain categories of Special Acts offenses. See also Part 4 for other offense categories (Ch. 1 on traffic offenses, Ch. 2 on drug offenses, Ch. 4 on financial/economic offenses and Ch. 5 on cybercrimes).

**Fig. 1-2-2-1 Major Special Acts offenses: persons received by public prosecutors**

(2003-2022)




Source: Annual Report of Statistics on Prosecution

Part  
1

## PART 2

# Treatment of Offenders



### Vocational Training in a Penal Institution

Source: Correction Bureau, Ministry of Justice



### Ibaraki National Center for Offenders Job Training and Employment Support

Source: Rehabilitation Bureau, Ministry of Justice

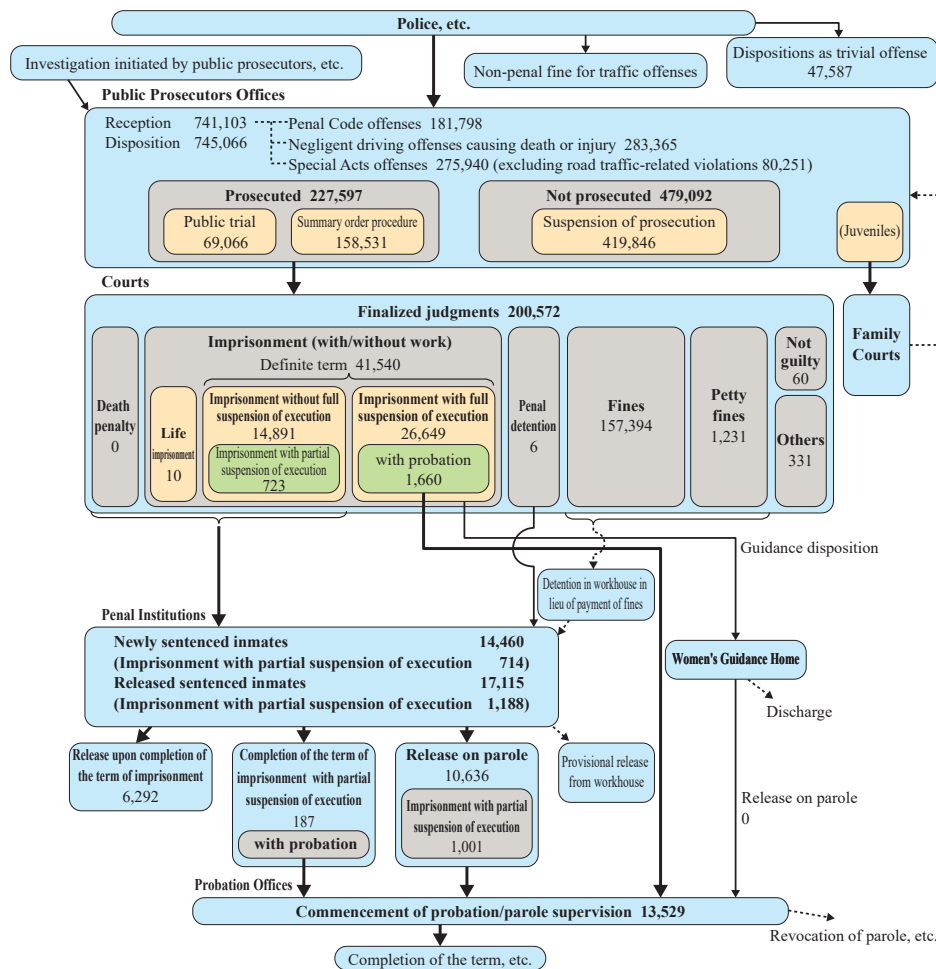
Part  
2

# Chapter 1 Overview

Persons cleared for offenses by the police or other special judicial police officers (officials of investigative agencies other than the police, who have specific jurisdiction; e.g., coast guard officers, narcotics agents, etc.) are treated in stages of prosecution, trial, institutional correction and rehabilitation services. **Fig. 2-1-1** shows the number of persons treated in these stages in 2022.

**Fig. 2-1-1 Outline of treatment of offenders**

Numbers denote persons in 2022



Notes: 1. Numbers indicate persons in 2022 and include juveniles.

2. "Disposition as a trivial offense" refers to dispositions for trivial offenses (offenses designated by public prosecutors, such as theft, assault and embezzlement including embezzlement of lost property) committed by those aged 20 or older that judicial police officials do not refer to public prosecutors pursuant to the proviso to Article 246 of the Code of Criminal Procedure.
3. Numbers in "Public Prosecutors Offices" indicate the total number of persons in cases received/disposed by public prosecutors offices, thus a person received/disposed twice for different cases is counted as two persons.
4. "Released sentenced inmates" consist of the number of persons who were released on parole, upon completion of their term of imprisonment with partial suspension of execution, and upon completion of their term of imprisonment.
5. "Commencement of probation/parole supervision" consists of the number of inmates released from a penal institution on parole, persons sentenced with partially or fully suspended imprisonment with probation and those released from a women's guidance home on parole.
6. "Others" in "finalized judgments" consist of the number of instances of dismissal for judicial bar, dismissal of prosecution, jurisdictional incompetence and remission of punishment.

Source: Criminal Statistics of the National Police Agency  
 Annual Report of Statistics on Prosecution  
 Annual Report of Statistics on Correction  
 Annual Report of Statistics on Rehabilitation  
 The Rehabilitation Bureau, Ministry of Justice

## Chapter 2 Prosecution

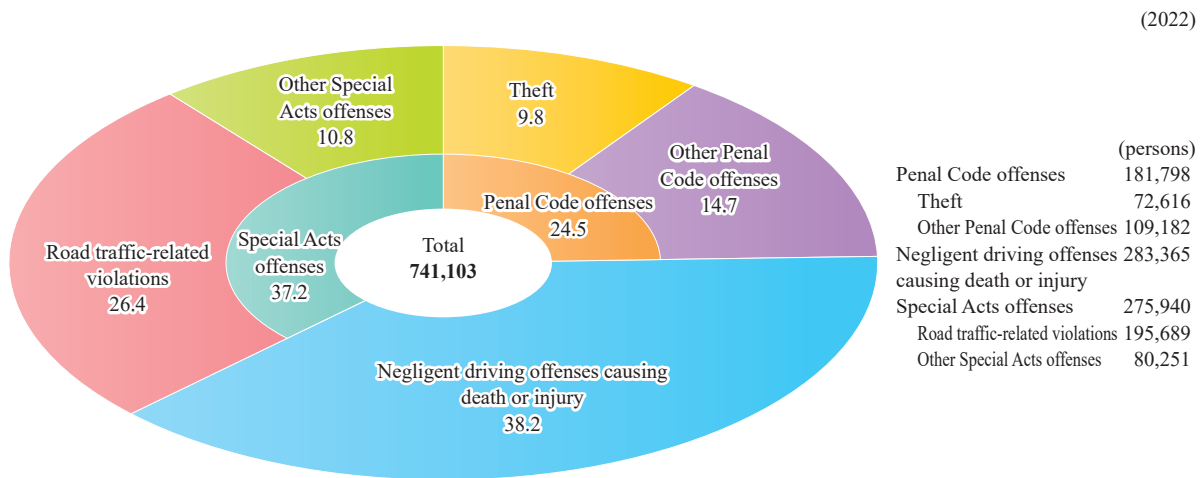
Judicial police officers are to refer every criminal case to **public prosecutors**, except [1] cases subject to disposition as trivial offenses (certain minor offenses committed by those aged 20 years old or older with particularly strong mitigating factors that satisfy public prosecutors’ predesignated criteria, are not required to be referred to public prosecutors pursuant to the proviso stipulated by Article 246 of the Code of Criminal Procedure) and [2] those of certain violations of the Road Traffic Act that are subject to *Hansokukin* (administrative fine).

Public prosecutors investigate cases referred by the police or other special judicial police officers. In addition, public prosecutors may institute an investigation, on their own initiative if necessary, or in response to a complaint or accusation directed to them. In concluding the investigation, they decide whether or not to prosecute a suspect, based on factors such as whether or not his/her act constitutes an offense and punishment is required on his/her case.

### Section 1 Reception

Fig. 2-2-1-1 shows the composition of persons received by public prosecutors in 2022 by type of offense committed.

**Fig. 2-2-1-1 Persons received by public prosecutors: composition by type of offense**



Source: Annual Report of Statistics on Prosecution

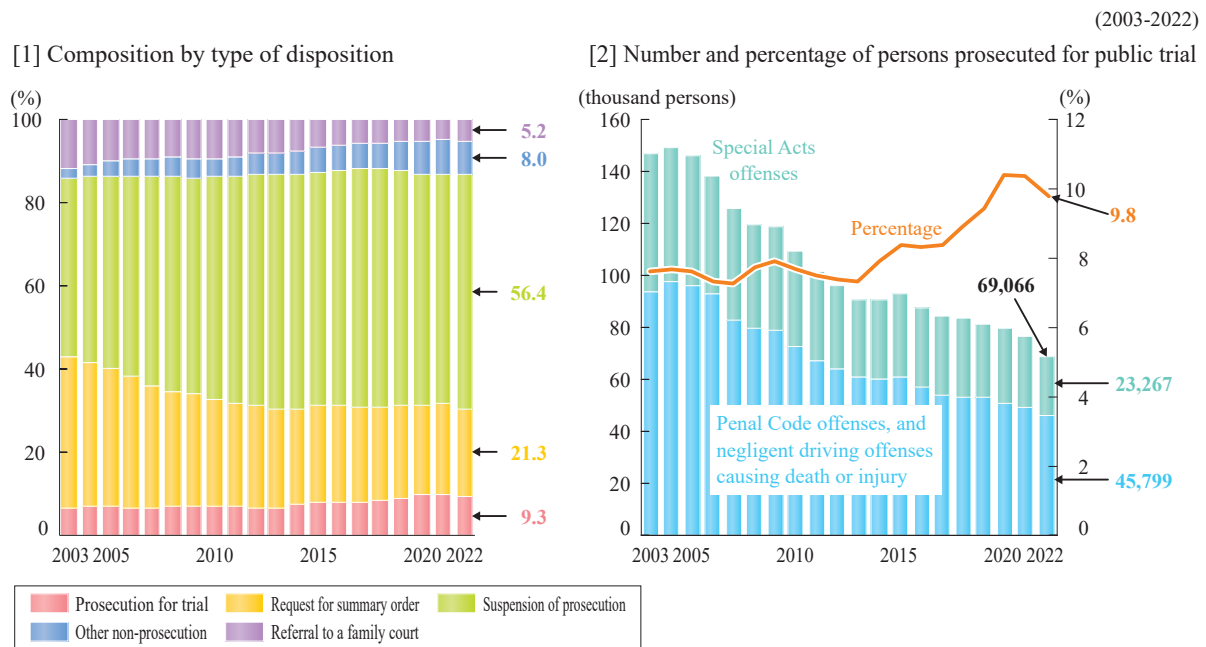
## Section 2 Dispositions

Where a public prosecutor decides to prosecute a person, they request a public trial or a summary procedure. A public prosecutor decides not to prosecute a person where [1] a precondition for prosecution (e.g., a victim’s complaint for certain offenses) is not satisfied, [2] the person's act does not constitute an offense (or the person is not punishable due to insanity, etc.), or [3] evidence is not sufficient to prove an offense. A public prosecutor may also decide not to prosecute a case even where there is sufficient evidence to prove an offense if it deems unnecessary to be prosecuted based on factors such as suspect’s character, age, environment, gravity of an offense and circumstances during or after an offense (suspension of prosecution).

**Fig. 2-2-2-1** shows, in relation to persons conclusively disposed by public prosecutors (including negligent driving offenses causing death or injury and road traffic-related violations), the trend in the composition of such persons by type of disposition and the number and percentage of persons prosecuted for trial.



**Fig. 2-2-2-1 Persons disposed by public prosecutors: composition by type of disposition and number of persons prosecuted for public trial, etc.**

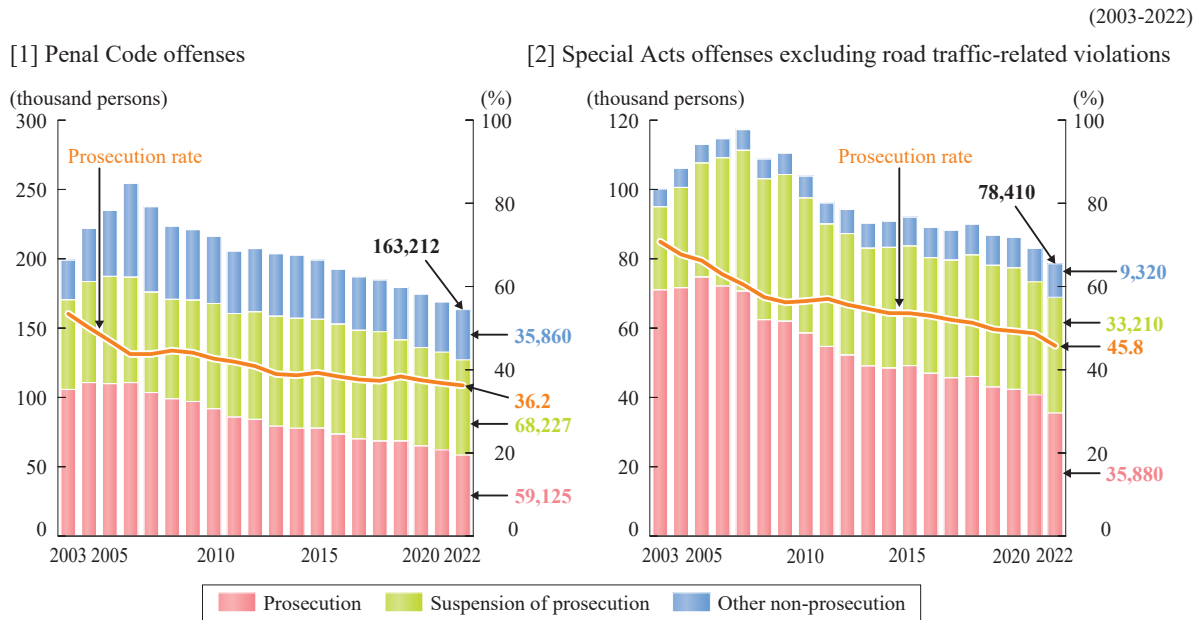


Note: “Percentage of persons prosecuted for public trial” refers to the percentage of persons prosecuted for public trial among the sum of the number of persons prosecuted and not prosecuted.

Source: Annual Report of Statistics on Prosecution

Fig. 2-2-2-2 shows the trend in the number of persons prosecuted or not prosecuted and the prosecution rate for [1] Penal Code offenses and [2] Special Acts offenses excluding road traffic-related violations.

Fig. 2-2-2-2 Persons prosecuted, not prosecuted, etc.



Note: "Prosecution rate" refers to the percentage of persons prosecuted among the sum of the number of persons prosecuted and not prosecuted.  
Source: Annual Report of Statistics on Prosecution

Table 2-2-2-3 shows the number of persons not prosecuted by reason of non-prosecution (excluding negligent driving offenses causing death or injury and road traffic-related violations) in 2022.

Table 2-2-2-3 Persons not prosecuted (by reason)

(2022)

Total	Suspension of prosecution	Insufficient evidence	Withdrawal of complaint, etc.	Insanity	Others
146,617	101,437	32,017	5,972	370	6,821
(100.0)	(69.2)	(21.8)	(4.1)	(0.3)	(4.7)

Notes: 1. Numbers exclude negligent driving offenses causing death or injury, and road traffic-related violations.  
2. "Insufficient evidence" includes no evidence.  
3. "Withdrawal of complaint, etc." refers to lack, invalidity or withdrawal of a complaint, accusation or a claim when a complaint, accusation or a claim from a prescribed party is a prerequisite to prosecute an offense.  
4. "Others" include expiration of statute of limitations, death of a suspect, etc.  
5. Numbers in parentheses indicate the percentage of persons categorized in the respective categories among the total number of persons not prosecuted.

Source: Annual Report of Statistics on Prosecution



## Chapter 3 Courts

In principle, a **district court** (for all offenses except for the offense of insurrection and those subject to a penalty of a fine or less) or a **summary court** (for offenses subject to a penalty of a fine or less, offenses for which a fine is an optional statutory penalty or certain predesignated offenses including habitual gambling) is designated as a court of first instance for a criminal case.

Trials in courts of first instance are held in public. Where a defendant is found guilty, and is subject to the statutory penalty provided for an offense, possible punishments include the following: **death penalty, imprisonment with/without work, fine, penal detention, or petty fine**. The offender may be remitted in a certain case. Summary courts do not have jurisdiction to impose a punishment of imprisonment or a heavier penalty, except certain predesignated offenses, such as theft, for which the courts may impose a sentence of imprisonment with work for not more than three years.

Where a sentence is imprisonment with or without work for not more than three years or a fine of not more than 500,000 yen, an execution of the sentence can be fully or partially suspended (**suspension of execution of sentence**), and where it is deemed necessary, an offender may be placed under **probationary supervision** during a period of suspension.

Summary courts may order imposition of a fine of not more than one million yen or a petty fine (**summary order**) based on an examination of evidentiary documents (**summary proceeding**). Those subjected to a summary order may request a formal trial, and thereafter, a case will be tried in a public trial.

The defendant and public prosecutor may appeal a judgment of a court of first instance by a district court or a summary court to a **high court**, and subsequently, to the **Supreme Court**.

## Section 1 Finalized Judgment

Table 2-3-1-1 shows the trend in the number of persons whose cases have been finalized by type of judgment.

**Table 2-3-1-1 Persons whose cases have been finalized (by type of judgment)**

(2013-2022)

Year	Total	Guilty											Not guilty	
		Death penalty	Life imprisonment with work	Imprisonment with work for a definite term			Imprisonment without work for a definite term			Fine	Penal detention	Petty fine		
				Partial suspension of execution of sentence	Full suspension of execution of sentence	Fully suspended execution rate	Full suspension of execution of sentence	Fully suspended execution rate						
2013	365,291	8	38	52,725	...	29,463	55.9	3,174	3,058	96.3	306,316	4	2,559	122
2014	337,794	7	28	52,557	...	30,155	57.4	3,124	3,051	97.7	279,221	4	2,417	116
2015	333,755	2	27	53,710	...	31,620	58.9	3,141	3,068	97.7	274,199	5	2,247	88
2016	320,488	7	15	51,824	855	30,837	59.5	3,193	3,137	98.2	263,099	6	1,962	104
2017	299,320	2	18	49,168	1,525	29,266	59.5	3,065	2,997	97.8	244,701	5	1,919	130
2018	275,901	2	25	47,607	1,567	28,831	60.6	3,159	3,099	98.1	222,841	1	1,834	123
2019	245,537	5	16	46,086	1,452	28,044	60.9	3,076	3,021	98.2	194,404	3	1,556	96
2020	221,057	2	19	44,232	1,298	27,163	61.4	2,738	2,691	98.3	172,326	5	1,366	76
2021	213,315	4	18	43,556	1,015	26,905	61.8	2,670	2,624	98.3	165,276	5	1,390	94
2022	200,572	-	10	38,910	723	24,069	61.9	2,630	2,580	98.1	157,394	6	1,231	60

Notes: 1. "Total" includes dismissal for judicial bar, dismissal of prosecution, jurisdictional incompetence, and remission of punishment.

2. "Partial suspension of execution of sentence" in 2016 recorded the number of persons who were given a final and binding judgment of such sentence from June to December 2016.

Source: Annual Report of Statistics on Prosecution

## Section 2 Courts of First Instance

### 1 Dispositions

Table 2-3-2-1 shows the number of persons whose cases were conclusively disposed by courts of first instance by type of judgment, and also by type of offense in 2022.

**Table 2-3-2-1 Persons disposed by courts of first instance (by type of offense and by type of judgment)**

(2022)

Offenses	Total	Guilty							Fine, etc.
		Death penalty	Imprisonment with or without work						
			Life imprisonment	Imprisonment for a definite term	Partial suspension of execution	with probation	Full suspension of execution	with probation	
<b>Total</b>	<b>43,517</b>	-	<b>19</b>	<b>41,098</b>	<b>668</b>	<b>656</b>	<b>26,396</b>	<b>1,644</b>	<b>2,094</b>
<b>District Court</b>	<b>41,028</b>	-	<b>19</b>	<b>39,164</b>	<b>667</b>	<b>655</b>	<b>24,999</b>	<b>1,523</b>	<b>1,611</b>
<b>Penal Code offenses</b>	<b>20,874</b>	-	<b>19</b>	<b>19,774</b>	<b>25</b>	<b>23</b>	<b>10,679</b>	<b>1,063</b>	<b>940</b>
Obstruction of performance of public duty	249	-	-	204	-	-	135	9	42
Arson	174	-	-	173	-	-	-	42	-
Counterfeiting	394	-	-	391	-	-	313	4	1
Forcible sexual intercourse/Indecency through compulsion	1,329	-	-	1,308	3	3	716	134	13
Homicide	213	-	9	197	-	-	54	21	-
Injury	2,157	-	-	1,796	4	4	1,111	148	341
Causing injury through negligence	50	-	-	41	-	-	39	-	4
Theft	10,133	-	-	9,749	14	12	4,666	467	330
Robbery	345	-	10	334	-	-	86	34	-
Fraud	3,259	-	-	3,239	1	1	1,927	74	-
Extortion	197	-	-	195	-	-	134	10	-
Embezzlement	423	-	-	396	-	-	235	14	24
Destruction/concealment	408	-	-	348	-	-	222	21	60
Act on Punishment of Physical Violence and Others	260	-	-	216	-	-	106	17	41
Others	1,283	-	-	1,187	3	3	838	68	84
<b>Special Acts offenses</b>	<b>20,154</b>	-	-	<b>19,390</b>	<b>642</b>	<b>632</b>	<b>14,320</b>	<b>460</b>	<b>671</b>
Public Offices Election Act	3	-	-	-	-	-	-	-	3
Firearms and Swords Control Act	78	-	-	51	-	-	20	-	22
Child Welfare Act	37	-	-	36	-	-	20	3	1
Cannabis Control Act	2,166	-	-	2,162	30	30	1,867	58	-
Stimulants Control Act	4,926	-	-	4,912	586	576	1,835	185	-
Narcotics and Psychotropics Control Act	459	-	-	459	18	18	350	16	-
Act on Special Provisions for Narcotics	93	-	-	93	-	-	49	-	-
Tax-related Acts	188	-	-	121	-	-	116	-	66
Investment Act	41	-	-	38	-	-	35	-	3
Road Traffic Act	5,066	-	-	4,826	4	4	4,007	80	215
Act on Fatal/Injurious Driving	4,038	-	-	3,949	1	1	3,720	37	61
Immigration Control Act	1,454	-	-	1,388	-	-	1,354	1	64
Waste Management Act	147	-	-	108	-	-	88	1	39
Organized Crime Punishment Act	39	-	-	38	-	-	26	-	1
Others	1,419	-	-	1,209	3	3	833	79	196
<b>Summary Court</b>	<b>2,489</b>	...	...	<b>1,934</b>	<b>1</b>	<b>1</b>	<b>1,397</b>	<b>121</b>	<b>483</b>
<b>Penal Code offenses</b>	<b>2,268</b>	...	...	<b>1,934</b>	<b>1</b>	<b>1</b>	<b>1,397</b>	<b>121</b>	<b>302</b>
Breaking into a residence	44	...	...	34	-	-	24	1	10
Injury	78	...	...	-	-	-	-	-	68
Causing injury through negligence	12	...	...	-	-	-	-	-	12
Theft	2,054	...	...	1,877	1	1	1,361	118	161
Embezzlement	33	...	...	23	-	-	12	2	10
Acceptance of stolen property	-	...	...	-	-	-	-	-	-
Others	47	...	...	-	-	-	-	-	41
<b>Special Acts offenses</b>	<b>221</b>	...	...	-	-	-	-	-	<b>181</b>
Public Offices Election Act	-	...	...	-	-	-	-	-	-
Firearms and Swords Control Act	12	...	...	-	-	-	-	-	12
Road Traffic Act	45	...	...	-	-	-	-	-	38
Act on Fatal/Injurious Driving	54	...	...	-	-	-	-	-	43
Others	110	...	...	-	-	-	-	-	88

- Notes: 1. "Total" includes dismissal for judicial bar, dismissal of prosecution, jurisdictional incompetence, and withdrawal of request for formal trial.  
 2. "Fine, etc." includes penal detention, petty fine, and remission of punishment.  
 3. "Forcible sexual intercourse/Indecency through compulsion" refers to offenses provided in Part II, Chapter XXII of the Penal Code.  
 4. "Injury" refers to offenses provided in Part II, Chapter XXVII of the Penal Code and includes the offense in Article 208-2 prior to its amendment by Act No. 86 of 2013.  
 5. "Causing injury through negligence" refers to offenses provided in Part II, Chapter XXVIII of the Penal Code and includes the offense in Article 211, paragraph (2) prior to its amendment by Act No. 86 of 2013.  
 6. "Embezzlement" includes embezzlement of lost property.  
 7. "Destruction/concealment" refers to offenses provided in Part II, Chapter XXXX of the Penal Code.  
 8. "Tax-related Acts" refer to violations of the Income Tax Act, the Corporation Tax Act, the Inheritance Tax Act, the Local Tax Act, the Liquor Tax Act, the Consumption Tax Act, and the Customs Act.  
 9. Numbers in parentheses indicate the number of persons who were found not guilty (included in the total number of persons disposed).

Source: Annual Report of Judicial Statistics  
 The General Secretariat, Supreme Court

## 2 Sentences

Table 2-3-2-2 shows the number of persons sentenced to imprisonment with or without work for a definite term by courts of first instance in 2022.

**Table 2-3-2-2 Persons sentenced to imprisonment for a definite term by courts of first instance**

(2022)

[1] Over 3 years

Offenses	Total	Over 25 years / 30 years or less	Over 20 years / 25 years or less	Over 15 years / 20 years or less	Over 10 years / 15 years or less	Over 7 years / 10 years or less	Over 5 years / 7 years or less	Over 3 years / 5 years or less
District Court	2,528	11	5	44	114	209	387	1,758
Homicide	139	4	3	26	34	31	20	21
Injury	128	-	-	-	10	18	33	67
Theft	635	-	-	-	2	5	34	594
Robbery	207	6	2	3	23	41	58	74
Fraud	398	-	-	-	-	6	52	340
Extortion	12	-	-	-	-	1	-	11
Forcible sexual intercourse/Indecency through compulsion	332	-	-	7	21	57	111	136
Firearms and Swords Control Act	15	-	-	-	-	3	8	4
Drug offenses	476	1	-	7	15	27	42	384
Act on Fatal/Injurious Driving	47	-	-	1	3	10	7	26

[2] 3 years or less

Offenses	Total	2 years or more / 3 years or less			1 year or more / less than 2 years			6 months or more / less than 1 year			Less than 6 months		
		Imprisonment without full suspension of execution	Partial suspension of execution	Full suspension of execution	Imprisonment without full suspension of execution	Partial suspension of execution	Full suspension of execution	Imprisonment without full suspension of execution	Partial suspension of execution	Full suspension of execution	Imprisonment without full suspension of execution	Partial suspension of execution	Full suspension of execution
District Court	36,636	4,565	271	6,639	4,395	365	11,669	2,258	30	5,926	419	1	765
Homicide	58	4	-	53	-	-	1	-	-	-	-	-	-
Injury	1,668	135	1	359	216	2	588	181	1	161	25	-	3
Theft	9,114	1,721	5	1,490	1,863	8	2,701	853	1	475	11	-	-
Robbery	127	39	-	86	2	-	-	-	-	-	-	-	-
Fraud	2,841	597	1	1,108	257	-	806	58	-	13	2	-	-
Extortion	183	18	-	82	28	-	51	3	-	1	-	-	-
Forcible sexual intercourse/Indecency through compulsion	865	145	-	416	74	2	227	1	-	2	-	-	-
Firearms and Swords Control Act	36	2	-	6	3	-	1	8	-	9	3	-	4
Drug offenses	7,150	1,571	263	914	1,298	350	1,890	159	21	1,285	21	-	12
Act on Fatal/Injurious Driving	3,902	62	1	569	74	-	2,337	43	-	804	3	-	10
Summary Court	1,934	33	-	119	341	-	999	160	1	278	3	-	1
Theft	1,877	33	-	118	338	-	987	145	1	255	-	-	1

Notes: 1. "Partial suspension of execution" is according to the total term of sentence.

2. "Injury" refers to offenses provided in Part II, Chapter XXVII of the Penal Code and includes the offense in Article 208-2 prior to its amendment by Act No. 86 of 2013.

3. "Drug offenses" refer to violations of the Stimulants Control Act, the Cannabis Control Act, the Narcotics and Psychotropics Control Act, the Opium Control Act, and the Act on Special Provisions for Narcotics.

Source: Annual Report of Judicial Statistics

The General Secretariat, Supreme Court

### 3 Saiban-in trials

In *Saiban-in trials*, a panel consisting of three professional judges and six saiban-ins (lay judges chosen from the public for each case) (one professional judge and four saiban-ins, in exceptional cases) conducts deliberations to make a determination on fact finding, applications of laws and regulations and sentencing. In the deliberations, determinations are made by a majority opinion of the panel which must include opinions of both professional judge(s) and saiban-ins.

District courts handle the following cases through saiban-in trials: [1] cases involving offences punishable with the death penalty or life imprisonment, and [2] those involving crimes, subject to imprisonment for a minimum period of not less than one year, which caused a victim's death by intentional criminal acts. When a district court determines in consideration of behavior of a defendant, etc. that, [1] there is possibility that lives, bodies or property of saiban-ins, their family members or similar persons could be harmed, and [2] the possibility makes saiban-ins, etc. feel so threatened that it is difficult for saiban-ins to perform their duties, then, the court must render a ruling that such case is to be handled by a panel consisting of professional judges only. In 2022, the number of defendants whose cases were handled by a panel consisting of professional judges only was five (Source: the General Secretariat, Supreme Court).

Table 2-3-2-3 shows the number of persons received or disposed by courts of first instance (including case transfers, etc.) by means of saiban-in trials by type of offense.

**Table 2-3-2-3 Saiban-in trials: persons received/disposed by courts of first instance (by type of offense)**

(2018-2022)

Category	Total	Homicide	Robbery causing death	Robbery causing injury	Forcible sexual intercourse at the scene of robbery	Injury causing death	Forcible sexual intercourse causing death or injury	Indecency through compulsion causing death or injury	Dangerous driving causing death	Arson of inhabited buildings	Counterfeiting of currency	Firearms and Swords Control Act	Stimulants Control Act	Act on Special Provisions for Narcotics	Others
Persons received															
2018	1,090	250	23	281	24	82	49	104	7	115	23	16	96	1	19
2019	1,133	255	21	222	18	71	55	77	16	100	25	7	252	1	13
2020	1,004	217	33	304	28	57	47	90	22	97	6	9	77	-	17
2021	793	220	12	136	25	82	47	69	25	87	15	5	28	-	42
2022	839	228	18	133	15	85	50	74	23	80	32	9	60	1	31
Persons disposed															
2018	1,038	247	17	203	19	109	63	85	13	100	9	10	98	30	35
2019	1,021	242	25	209	23	80	46	71	8	101	18	14	116	32	36
2020	933	197	11	202	13	44	44	68	14	84	8	2	190	22	34
2021	928	237	27	226	21	69	42	64	25	77	4	5	80	27	24
2022	753	189	21	122	17	86	46	66	17	70	7	11	31	31	39

Notes: 1. Numbers include cases remanded from high courts.

2. "Persons received" refer to those charged with an offense designated for a *saiban-in* trial at the time of receipt. When a person is charged with multiple offenses designated for a *saiban-in* trial on one charging sheet, the person is counted under the offense with the severest statutory punishment.

3. "Persons disposed" refer to defendants tried in *saiban-in* trials (including numbers of persons of transferred cases but excluding those of persons whose cases are determined by courts to be excluded from *saiban-in* trials based on Article 3, paragraph (1) of the Act on Criminal Trials with the Participation of Saiban-in).

A convicted person (a person who has received a ruling of partial acquittal may be included) is included in offenses for which he/she is found guilty. A person without a conviction (including a person whose case has been transferred) is counted in a figure of a categorized offence on the table above by which he/she is charged. These categorized offenses are designated for *Saiban-in* trials. If a person committed two or more offenses, the person is counted under the offense with the severest statutory punishment.

4. "Homicide" does not include offenses of inducing/aiding suicide nor homicide with consent.

5. "Dangerous driving causing death" refers to offenses provided in Article 2 of the Act on Fatal/Injurious Driving and offenses provided in Article 208-2 of the Penal Code prior to its amendment by Act No. 86 of 2013.

6. "Counterfeiting of currency" includes uttering counterfeit currencies.

7. "Others" indicate kidnapping for ransom, abandonment by a person responsible for protection causing death, violation of Explosives Control Act, etc. However, "others" of "persons disposed" may include offenses not designated for *saiban-in* trials.

Source: The General Secretariat, Supreme Court

## Section 3 Appeals

Table 2-3-3-1 shows the number of persons whose cases were conclusively disposed by high courts (courts of second instance) by type of judgment, and also by type of offense in 2022.

**Table 2-3-3-1 Persons disposed by courts of second instance (by type of offense and by type of judgment)**

(2022)

Offenses	Total	Original judgment reversed						Dismissal of appeal	Withdrawal	Dismissal of prosecution
		New judgment rendered					Remanded/ transferred			
		Subtotal	Guilty	Guilty in part	Not guilty	Dismissal for judicial bar				
<b>Total</b>	<b>4,820</b>	<b>386</b>	<b>374</b>	<b>6</b>	<b>6</b>	-	<b>25</b>	<b>3,578</b>	<b>806</b>	<b>25</b>
<b>Penal Code offenses</b>	<b>2,975</b>	<b>312</b>	<b>304</b>	<b>4</b>	<b>4</b>	-	<b>15</b>	<b>2,188</b>	<b>443</b>	<b>17</b>
Obstruction of performance of public duty	32	-	-	-	-	-	-	27	5	-
Arson	28	4	4	-	-	-	-	18	4	2
Counterfeiting	32	3	3	-	-	-	-	26	3	-
Forcible sexual intercourse/ Indecency through compulsion	249	39	39	-	-	-	3	188	18	1
Homicide	71	3	3	-	-	-	1	62	5	-
Injury	306	20	19	-	1	-	5	238	43	-
Causing injury through negligence	18	1	-	-	1	-	3	12	2	-
Theft	1,295	89	88	-	1	-	-	957	240	9
Robbery	118	12	12	-	-	-	-	92	14	-
Fraud	535	105	103	2	-	-	2	342	82	4
Extortion	32	5	4	1	-	-	-	23	4	-
Embezzlement	44	10	10	-	-	-	1	31	2	-
Destruction/ concealment	46	5	4	1	-	-	-	34	7	-
Act on Punishment of Physical Violence and Others	34	3	3	-	-	-	-	25	6	-
Others	135	13	12	-	1	-	-	113	8	1
<b>Special Acts offenses</b>	<b>1,845</b>	<b>74</b>	<b>70</b>	<b>2</b>	<b>2</b>	-	<b>10</b>	<b>1,390</b>	<b>363</b>	<b>8</b>
Public Offices Election Act	2	-	-	-	-	-	-	2	-	-
Firearms and Swords Control Act	11	-	-	-	-	-	-	9	2	-
Cannabis Control Act	76	5	5	-	-	-	-	60	11	-
Stimulants Control Act	945	32	29	2	1	-	3	638	270	2
Narcotics and Psychotropics Control Act	31	2	2	-	-	-	-	23	6	-
Act on Special Provisions for Narcotics	15	-	-	-	-	-	-	10	5	-
Investment Act	10	-	-	-	-	-	-	10	-	-
Road Traffic Act	355	7	7	-	-	-	2	306	38	2
Act on Fatal/Injurious Driving	137	4	4	-	-	-	1	120	10	2
Immigration Control Act	19	-	-	-	-	-	-	14	4	1
Others	244	24	23	-	1	-	4	198	17	1

Notes: 1. "Forcible sexual intercourse/Indecency through compulsion" refers to offenses provided in Part II, Chapter XXII of the Penal Code.

2. "Injury" refers to offenses provided in Part II, Chapter XXVII of the Penal Code and includes the offense in Article 208-2 prior to its amendment by Act No. 86 of 2013.

3. "Causing injury through negligence" refers to offenses provided in Part II, Chapter XXVIII of the Penal Code and includes the offense in Article 211, paragraph (2), prior to its amendment by Act No. 86 of 2013.

4. "Embezzlement" includes embezzlement of lost property.

5. "Destruction/concealment" refers to offenses provided in Part II, Chapter XXXX of the Penal Code.

Source: Annual Report of Judicial Statistics

## Chapter 4 Institutional Correction of Offenders aged 20 or older

Penal Institutions consist of prisons, juvenile prisons, and detention houses. **Prisons** and **Juvenile Prisons** are mainly for holding sentenced inmates while **Detention Houses** are mainly for inmates awaiting a court's sentence. As of April 1, 2023, there were 74 main penal institutions (59 prisons including four rehabilitation program centers, seven juvenile prisons, and eight detention houses) and 102 branch penal institutions (eight branch prisons and 94 branch detention houses).

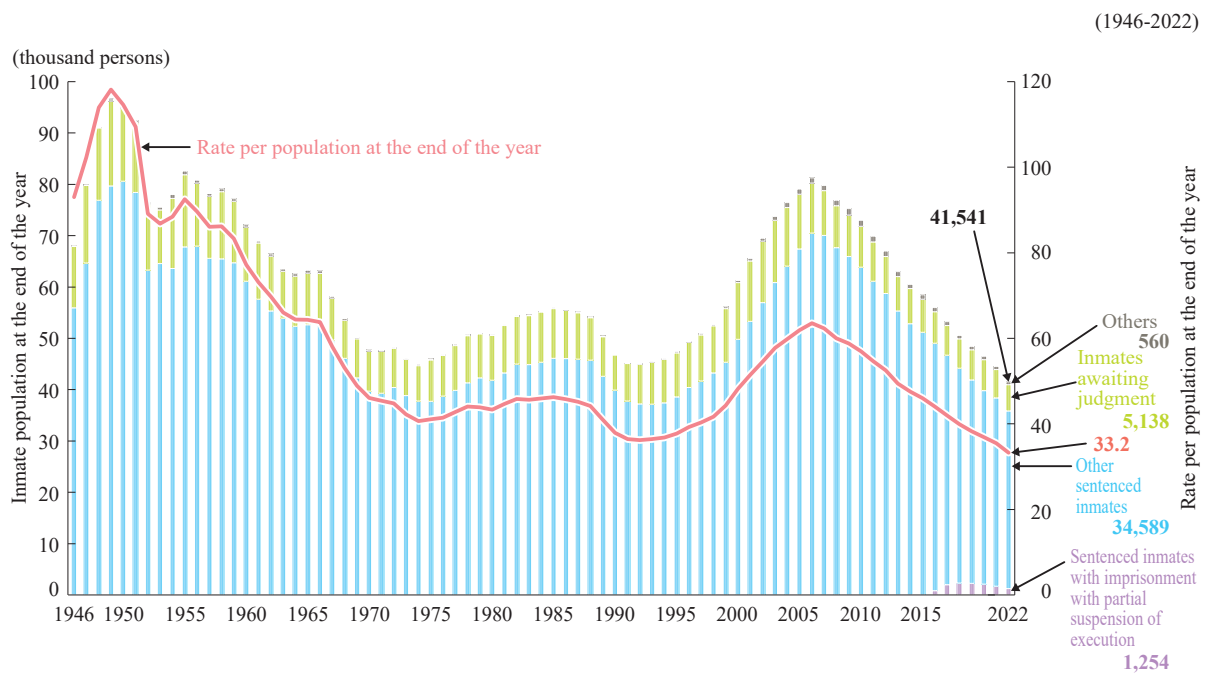
Workhouses for fine defaulters are attached to all penal institutions and court-ordered confinement houses are attached to most penal institutions.

### Section 1 Inmates in Penal Institutions

#### 1 Number of inmates in penal institutions

Fig. 2-4-1-1 shows the trend in the number and rate per population of inmates in penal institutions as of the end of the respective years since 1946.

**Fig. 2-4-1-1 Inmate population of penal institutions and rate per population at the end of the year**



Notes: 1. "Inmate population at the end of the year" refers to the number of inmates as of the end of the respective years.

2. "Others" include inmates sentenced to death, fine defaulters in workhouses, detainees under warrants of arrest, detainees subject to court-ordered confinement, and juveniles temporarily committed for a protective measure.

3. "Rate per population at the end of the year" refers to the inmate population per 100,000 general population at the end of the respective years.

4. "Sentenced inmates with imprisonment with partial suspension of execution" has been recorded since 2016, with the commencement of the partial suspension of execution of sentence system.

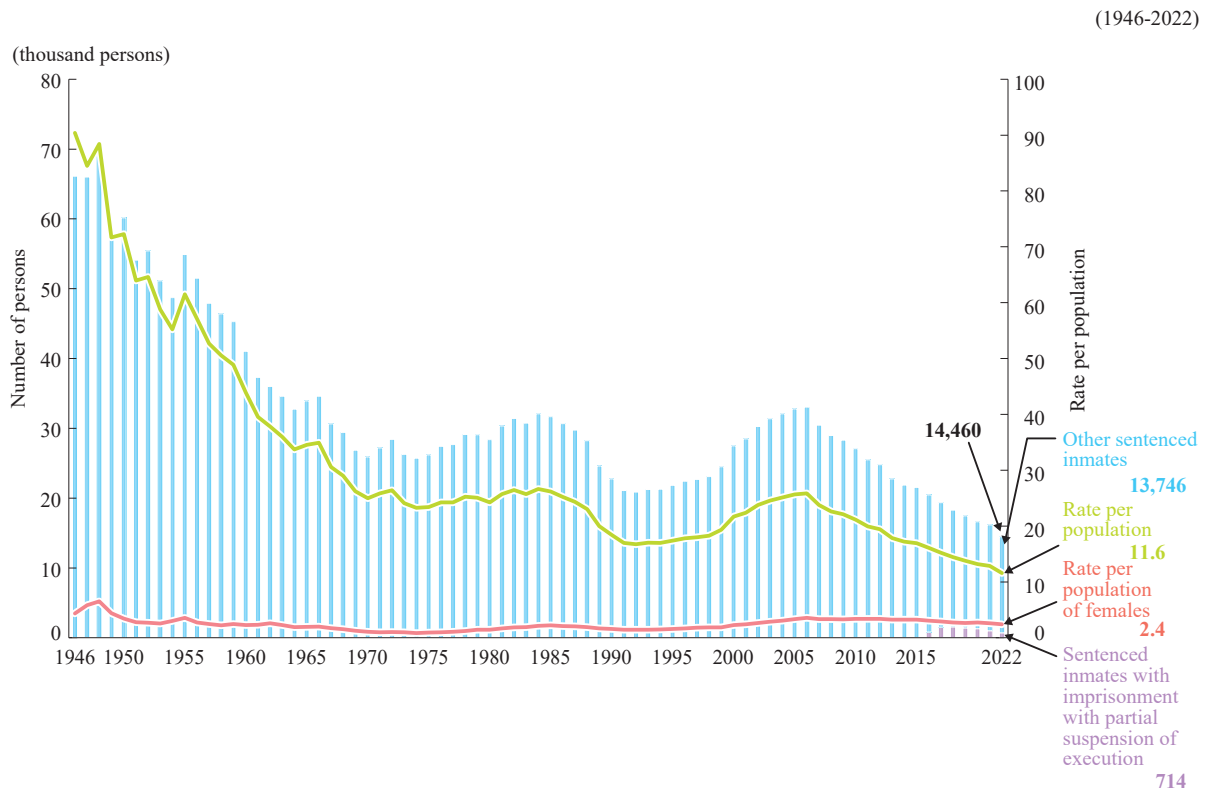
Source: Annual Report of Statistics on Correction

The Statistics Bureau, Ministry of Internal Affairs and Communications (population data)

## 2 Number of newly sentenced inmates

Fig. 2-4-1-2 shows the trend in the number and rate per population of **newly sentenced inmates** admitted to penal institutions since 1946.

**Fig. 2-4-1-2 Newly sentenced inmate population and rate per population**



Note: "Rate per population" refers to the number of newly sentenced inmates per 100,000 general population. "Rate per population of females" refers to the number of newly sentenced female inmates per 100,000 general population of females.

Source: Annual Report of Statistics on Correction

The Statistics Bureau, Ministry of Internal Affairs and Communications (population data)

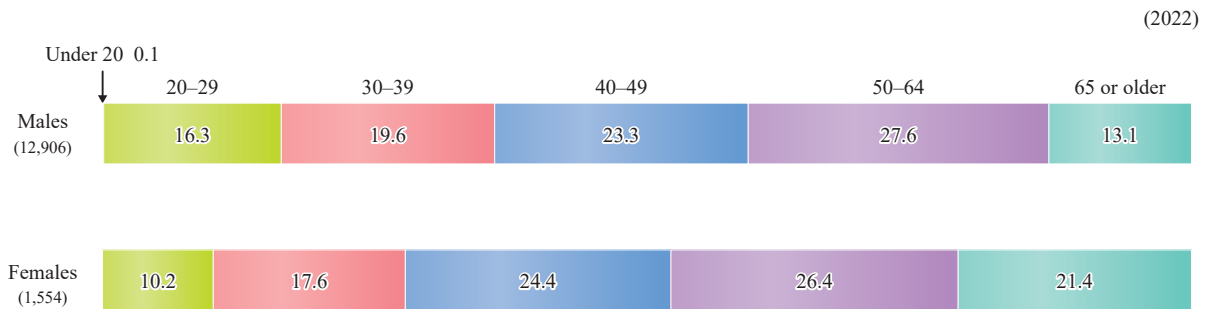


### 3 Characteristics of newly sentenced inmates

#### (1) Age

Fig. 2-4-1-3 shows the composition by age group and by male/female of newly sentenced inmates in 2022.

**Fig. 2-4-1-3 Newly sentenced inmates: composition by age group (male/female)**



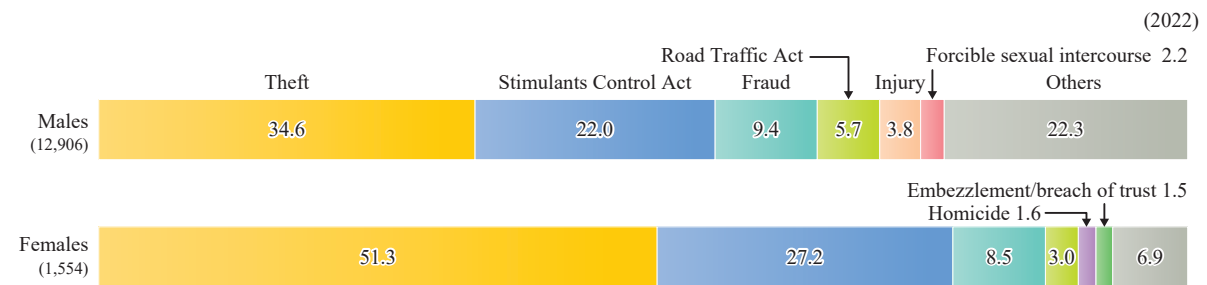
Notes: 1. Numbers are based on the age at the time of imprisonment. However, inmates sentenced at an age younger than 20 are categorized as “Under 20”, even if they were aged 20 or older at the time of imprisonment.  
 2. Numbers in parentheses indicate the actual number of persons.

Source: Annual Report of Statistics on Correction

#### (2) Types of offenses

Fig. 2-4-1-4 shows the composition by type of offense committed and by male/female of newly sentenced inmates in 2022.

**Fig. 2-4-1-4 Newly sentenced inmates: composition by type of offense (male/female)**



Notes: 1. “Embezzlement” includes embezzlement of lost property.  
 2. Numbers in parentheses indicate the actual number of persons.

Source: Annual Report of Statistics on Correction

## Section 2 Treatment of Sentenced Inmates

The **Act on Penal Detention Facilities and the Treatment of Inmates and Detainees** (Act No. 50 of 2005) stipulates treatment of inmates, aiming to stimulate their motivation for reformation and rehabilitation and foster their ability to adapt to living in society, by addressing their sense of consciousness in accordance with their individual characteristics and circumstances, while simultaneously respecting their human rights.

### 1 Treatment indexes and treatment guidelines

The core of correctional treatment for sentenced inmates consists of work, guidance for reform and guidance in school courses. The contents and delivery of correctional treatment must be tailored to individual characteristics and circumstances of each sentenced inmate (**principle of individualized treatment**).

Each penal institution conducts an assessment of individual characteristics and circumstances of each sentenced inmate (**treatment assessment**), utilizing specialized knowledge and techniques, such as medicine, psychology, pedagogy and sociology. A detailed assessment is conducted at designated penal institutions (**assessment centers**) for newly sentenced inmates aged less than 26 and sentenced inmates who need a specific assessment to be enrolled in **special guidance for reform**.

Following the assessment (including an assessment at assessment centers) upon commencement of execution of a sentence, penal institutions designate one or more treatment indexes for each sentenced inmate. The **treatment indexes** take into account the types and contents of correctional treatment, and characteristics and criminal tendencies of sentenced inmates. **Table 2-4-2-1** shows the number of sentenced inmates as of the end of 2022 by their treatment index.

**Table 2-4-2-1 Sentenced inmates by treatment index**

[1] Types and content of correctional treatment

Type	Content		Code
Work	General work		V0
	Vocational training		V1
Guidance for reform	General guidance for reform		R0
	Special guidance for reform	Guidance on overcoming drug addiction	R1
		Guidance on withdrawal from organized crime group	R2
		Guidance on prevention of repeat sexual offenses	R3
		Education from victims' points of view	R4
		Traffic safety guidance	R5
	Employment support guidance	R6	
Guidance in school courses	Supplementary guidance in school courses		E1
	Special guidance in school courses		E2

## [2] Characteristics and criminal tendencies of sentenced inmates

(as of the end of 2022)

Characteristics and criminal tendencies	Code	Number of persons
Persons sentenced to penal detention	D	1
Juveniles younger than 16 who need to be accommodated in juvenile training schools	Jt	-
Persons who have mental diseases or disabilities and therefore need to be accommodated in penal institutions where medical treatment is mainly provided	M	175
Persons who have physical diseases or disabilities and therefore need to be accommodated in penal institutions where medical treatment is mainly provided	P	255
Females	W	2,780
Persons who need different treatment from that for Japanese inmates	F	1,169
Persons sentenced to imprisonment without work	I	97
Among persons younger than approximately 26, those who are needed to be incorporated into small groups, and to whom correctional treatment utilizing specialized knowledge and techniques on correctional education developed at juvenile training schools should be applied	U	18
Juveniles who do not need to be accommodated in juvenile training schools	J	1
Persons whose term of imprisonment to be served is 10 years or more	L	4,091
Among persons aged 20 or older and younger than 26 who were under 20 years old when the family courts referred cases to public prosecutors, those the correctional treatment of whom places priority on their plasticity	Yj	47
Among persons aged 20 or older and younger than 26 the correctional treatment of whom places priority on their plasticity, those who are not designated under the index “Yj”	Y	1,410
Persons without advanced criminal tendencies	A	8,098
Persons with advanced criminal tendencies	B	13,992

Note: 1. Inmates who are designated under more than one treatment index are counted under one code selected in order from the top in the table.

2. Inmates who had been designated under the treatment index “F” until the end of March 2022 were “Foreign nationals who need different treatment from that for Japanese inmates”.

3. Inmates who are designated under the treatment index “Yj” have been counted since April 2022.

4. Inmates who are designated under the treatment index “U” have been counted since September 2022.

5. Inmates who had been designated under the treatment index “Y” until the end of March 2022 were “Adults younger than 26, the correctional treatment of whom places priority on their plasticity”.

Source: Annual Report of Statistics on Correction  
The Correction Bureau, Ministry of Justice

A **treatment guideline**, which indicates the goals, basic contents and methods of correctional treatment, is specified for each sentenced inmate in accordance with the result of a treatment assessment that takes place upon the commencement of execution of his/her sentence. Correctional treatment is implemented based on the treatment guidelines.

## 2 Work

Inmates sentenced to imprisonment with work are legally obliged to engage in **work**. Inmates sentenced to imprisonment without work or penal detention may work if they so request. The average daily number of inmates engaging in work was 34,514 in Fiscal Year 2022. As of March 31, 2023, 86.5 % of inmates sentenced to imprisonment without work engaged in work (Source: the Correction Bureau, Ministry of Justice).

In FY 2022, 57 vocational training subjects, such as business skills, welding, forklift operation, information processing technology, call center operating, handling of medicine/nursing care insurance, marketing strategy, etc. were available, with 10,165 inmates having completed the training and a total of 6,491 inmates having obtained qualifications or licenses to be welding technicians, boiler engineers, information processing engineers, etc. (Source: the Correction Bureau, Ministry of Justice).

## 3 Guidance for reform

**Guidance for reform** aims to enable sentenced inmates to become more aware of their responsibility for offenses they committed, foster a sound mind and body, and acquire knowledge and attitude needed in adapting to living in society. It consists of general and special guidance for reform.

**General guidance for reform** is provided through lectures, gymnastics, events, interviews, consultation and advice, along with other methods, with the aim of helping sentenced inmates [1] understand their victims' feelings and develop a sense of remorse, [2] lead a regular life with a sound way of thinking, thereby promoting their own mental and physical health, and [3] prepare for returning to society by mapping out a new life while acquiring necessary skills to adapt to living in society, etc.

**Special guidance for reform** is provided to sentenced inmates who face difficulty in their reformation and rehabilitation or smooth reintegration into society due to special obstacles, such as drug dependency or membership in organized crime groups, with the priority of placing guidance on the obstacle.

#### 4 Guidance in school courses

**Guidance in school courses** is the equivalent of an academic education [1] for sentenced inmates who are considered likely to face difficulty in their reformation and rehabilitation or smooth reintegration into society due to lacking academic abilities necessary for living in society (supplementary guidance in school courses), and [2] for sentenced inmates for whom enhancing their academic abilities can make their reintegration into society especially smoother (special guidance in school courses).

The Certificate for Student Achieving the Proficiency Level of Upper Secondary School Graduate has been available in penal institutions through cooperation between the Ministry of Justice and the Ministry of Education, Culture, Sports, Science and Technology, and guidance on taking an examination is actively provided at four designated penal institutions. In FY 2022, 366 inmates took the examination, of whom 170 fully passed it and 167 passed for a part of its subjects (Source: the Education Policy Bureau, Ministry of Education, Culture, Sports, Science and Technology).

#### 5 Employment support

In order to secure employment for inmates upon their release, the Ministry of Justice assigns employment support staff to penal institutions and juvenile training schools and, in cooperation with the Ministry of Health, Labour and Welfare, implements comprehensive employment support measures for released inmates.

#### 6 Welfare support

In cooperation with the Ministry of Health, Labour and Welfare, the Ministry of Justice has been making **special adjustments** in correctional institutions and probation offices so that elderly inmates or inmates with disabilities who have no suitable place to return to can receive appropriate welfare services such as nursing care, medical care, and pension promptly after their release. This initiative requires effective cooperation with welfare-related organizations, etc., and is centered on **support centers for settlement** established by each prefecture under the Ministry of Health, Labour and Welfare's Community Settlement Promotion Project. Under this initiative, the support to the inmates is provided in cooperation between criminal justice agencies and welfare authorities.

## Section 3 Administration of Penal Institutions

### 1 Penal institution visiting committee

**Penal institution visiting committees**, each of which consists of at most 10 external members appointed by the Minister of Justice, have been established at all of the penal institutions. The committees visit penal institutions and provide wardens of penal institutions with their opinions on the administration of the institutions.

### 2 Food supply, medical care and hygiene

Inmates are provided with food and drink (hot water and drink, etc.). The meal budget per inmate aged 20 years old or older per day was 543.21 yen in FY 2023 (Source: the Correction Bureau, Ministry of Justice).

Medical doctors and other medical specialists are allocated to penal institutions to engage in medical treatment and health-related work. Furthermore, four medical prisons have been established and nine prisons have been designated as institutions that give priority to medical treatment. Both medical equipment and medical specialists have been intensively assigned to the above 13 institutions.

### 3 Cooperation with private sector

Penal institutions request **volunteer visitors** to interview inmates and provide them with guidance and advice based on their professional knowledge and experience.

Based on personal wishes of inmates, penal institutions make efforts to enable them to participate in religious ceremonies and receive instruction by requesting **chaplains** (private religious volunteers) to provide religious ceremonies and instruction (mental relief through sutra recitation and lectures, etc.).

### 4 Security and safety

**Table 2-4-3-1** shows the number of security incidents that occurred at penal institutions, including escape, killing and injury in 2022.

**Table 2-4-3-1 Security incidents at penal institutions**

(2022)

Total	Escape		Suicide	Killing of/injury to inmates	Death in the course of work	Accidental death	Fire accident	Others
	Number of cases	Number of persons						
18 (13)	-	-	13 (13)	4 (-)	-	-	-	1 -

Notes: 1. Security incidents excluding “escape” refer to the number of cases. Numbers in parentheses indicate the number of deaths due to the incidents at penal institutions.

2. “Killing of/injury to inmates” excludes the number of cases of injured persons diagnosed as completely cured within one month.

3. “Others” refer to the number of cases of injury to officials caused by inmates.

Source: The Correction Bureau, Ministry of Justice

## Chapter 5 Rehabilitation Services

Organizations providing rehabilitation services include the following: the **National Offenders Rehabilitation Commission** (a council consisting of a chairperson and four members) in the Ministry of Justice; **Regional Parole Boards** (a council composed of not less than three but not more than 15 members) established within the jurisdiction of each high court; and **Probation Offices** established within the jurisdiction of each district court. The National Offenders Rehabilitation Commission has the authority to make a recommendation to the Minister of Justice to pardon a specific person while regional parole boards have the authority to decide whether parole should be granted or not, based on a recommendation made by a warden of a penal institution, etc. Probation offices engage in probation/parole supervision, adjustment of living conditions, urgent aftercare of discharged offenders, promotion of crime prevention activities, etc.

### Section 1 Parole

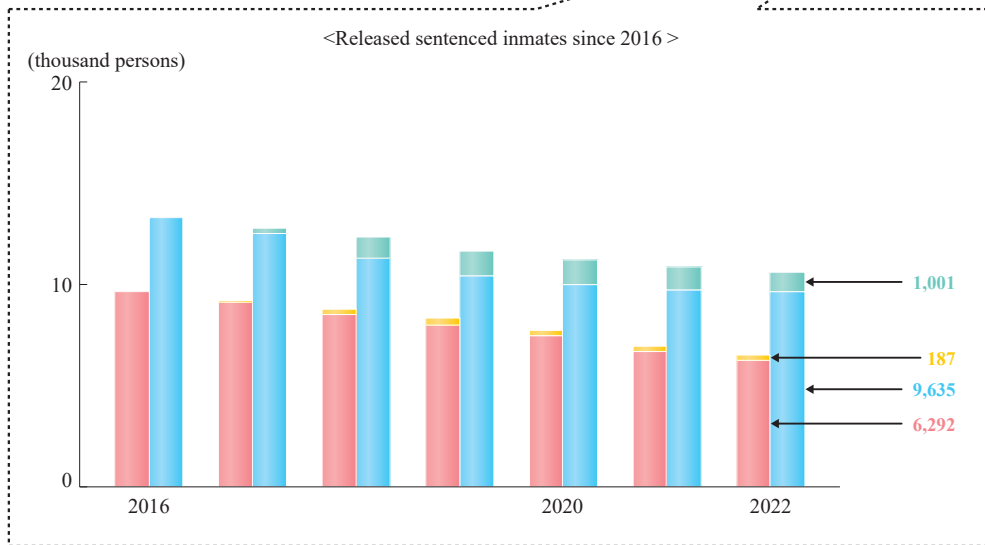
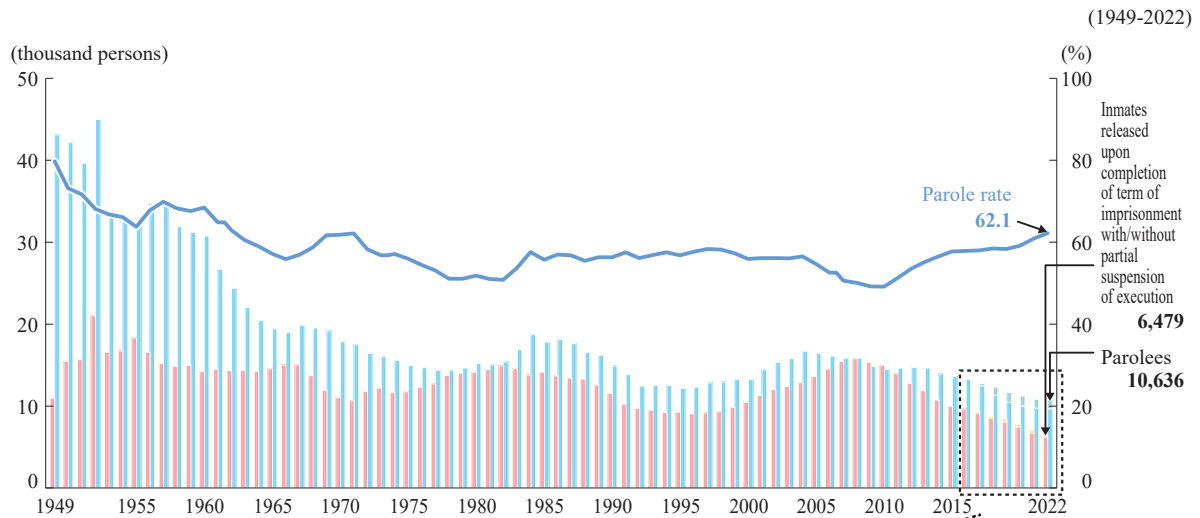
**Parole** can be granted to inmates sentenced to imprisonment with or without work who demonstrate signs of substantial reformation and are expected to be reformed and rehabilitated. Inmates granted parole are provisionally released and placed under supervision during a period remaining on their sentence. Parole aims to prevent re-offending and facilitate their reformation, rehabilitation and smooth reintegration into society.

To be granted parole, it is necessary for inmates who were sentenced to imprisonment with or without work to have served one third of a definite term of imprisonment or 10 years for life imprisonment. Parole can be granted to inmates who meet the following criteria: [1] they have a sense of remorse and are willing to reform and rehabilitate themselves; [2] there is no risk of re-offending; [3] it is reasonable to place them under parole supervision for their own reformation and rehabilitation; and [4] public sentiment approves such decision.

# 1 Number of parolees

Fig. 2-5-1-1 shows the trend in the number of released sentenced inmates and the parole rate since 1949.

**Fig. 2-5-1-1 Released sentenced inmates and parole rate**



- Inmates released upon completion of term of imprisonment with partial suspension of execution
- Inmates released upon completion of term of imprisonment without partial suspension of execution
- Parolees (imprisonment with partial suspension of execution)
- Parolees (imprisonment without partial suspension of execution)

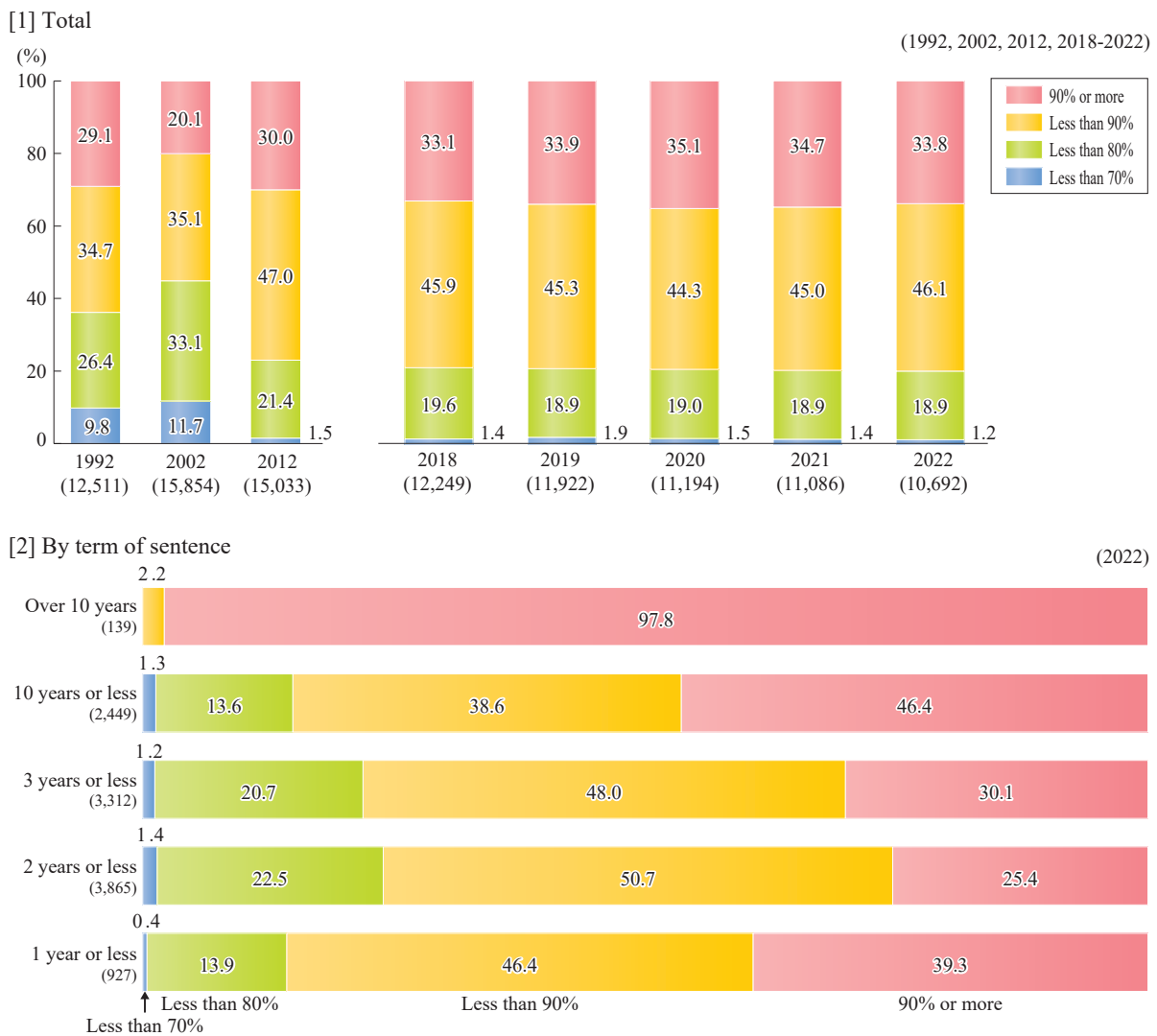
Note: "Inmates released upon completion of term of imprisonment with partial suspension of execution" and "parolees (imprisonment with partial suspension of execution)" have been recorded since 2016, with the commencement of the partial suspension of execution of sentence system.  
 Source: Annual Report of Statistics on Correction



## 2 Percentage of sentence served

Fig. 2-5-1-2 shows, in relation to inmates sentenced to imprisonment for a determinate term and granted parole, the trend in the composition by percentage of served term per that imposed by a sentence before release on parole in 1992, 2002, 2012 and 2018-2022, and the composition by percentage of served term per that imposed by a sentence before release on parole in 2022, by length of sentence term.

**Fig. 2-5-1-2 Inmates sentenced to imprisonment for a determinate term and granted release on parole, by percentage of served term per that imposed by a sentence and by term of sentence**



Notes: 1. Since 2016, with the commencement of the partial suspension of execution of sentence system, the total number of “inmates sentenced to imprisonment for a determinate term and granted release on parole” has included the number of such parolees granted partial suspension of the execution of their sentence.

2. The percentage of served term of a parolee granted partial suspension of execution is based on his/her term of imprisonment for which partial suspension of execution was not granted.

3. Numbers in parentheses indicate the actual number of persons under the respective categories.

Source: Annual Report of Statistics on Rehabilitation

## Section 2 Probation/Parole Supervision

Probation/parole supervision aims to prevent persons under probation/parole supervision from repeating offenses or delinquency and to facilitate their reformation and rehabilitation through leading positive lives in a community. Probation/parole supervision is implemented through cooperation between probation officers and volunteer probation officers (VPOs or *Hogoshi* in Japan). Probation officers and VPOs maintain contact with persons under probation/parole supervision through interviews in order to observe their lives in society, and provide them with any needed **instruction and supervision** to ensure that they can follow their conditions for probation/parole supervision. Probation officers and VPOs also provide persons under probation/parole supervision with **guidance and assistance** to secure residences and find jobs so they can become self-supporting.

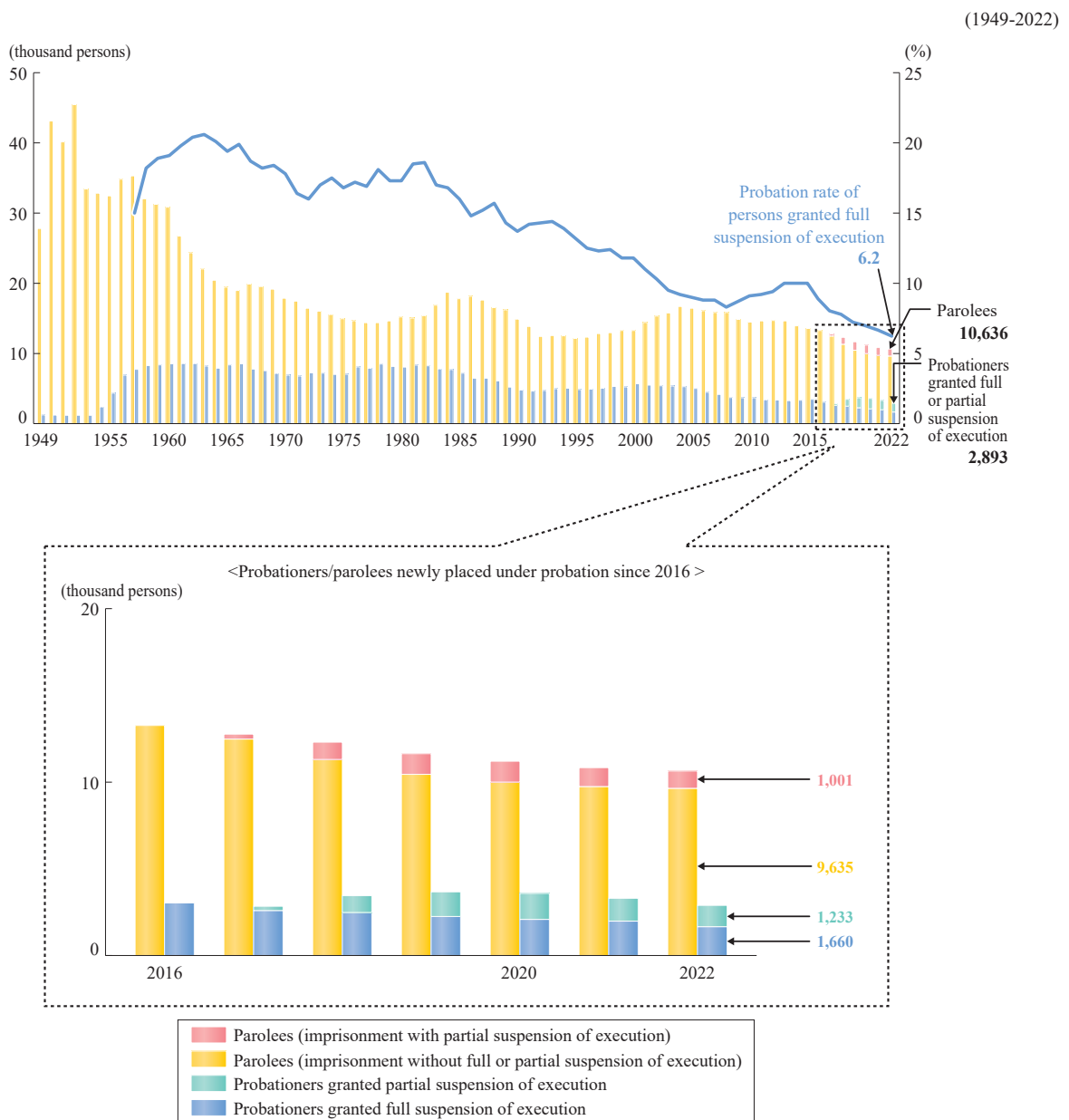
Persons under probation/parole supervision include [1] those placed under probation as a protective measure based on a decision made by a family court (**juvenile probationers**), [2] those granted parole from juvenile training schools and placed under parole supervision (**juvenile training school parolees**), [3] those granted parole from penal institutions and placed under parole supervision (**parolees**), [4] those granted full or partial suspension of execution of their sentence and placed under probation (**probationers**), and [5] those granted parole from a women's guidance home and placed under parole supervision (women's guidance home parolees).

# 1 Probationers/parolees

## (1) Number of persons newly placed under probation/parole supervision

Fig. 2-5-2-1 shows the trend in the number of probationers/parolees newly placed under probation/parole supervision since 1949 and the trend in the probation rate among those granted full suspension of the execution of their sentence since 1957.

**Fig. 2-5-2-1 Probationers/parolees newly placed under probation/parole supervision and probation rate**



Notes: 1. Numbers for “probation rate of persons granted full suspension of execution” are presented from 1957 onward; prior to 1957, the Annual Report of Statistics on Prosecution did not specify whether or not persons granted full suspension of execution were placed under probationary supervision.

2. “Parolees (imprisonment with partial suspension of execution)” and “probationers granted partial suspension of execution” have been recorded since 2016, with the commencement of the partial suspension of execution of sentence system.

Source: Annual Report of Statistics on Legal Affairs  
 Annual Report of Statistics on Rehabilitation  
 Annual Report of Statistics on Prosecution

## (2) Age of probationers/parolees

Fig. 2-5-2-2 shows the composition by age group of probationers/parolees newly placed under probation/parole supervision in 2022.

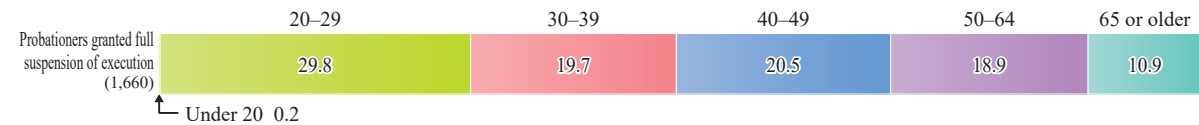
**Fig. 2-5-2-2 Probationers/parolees newly placed under probation/parole supervision: composition by age group**

(2022)

[1] Parolees



[2] Probationers granted full or partial suspension of execution



Under 20 0.2



Notes: 1. Numbers are based on the age at the time of placement under probation/parole supervision.

2. Numbers in parentheses indicate the actual number of persons under the respective categories.

Source: The Judicial System Department, Minister's Secretariat, Ministry of Justice

### (3) Offenses of probationers/parolees

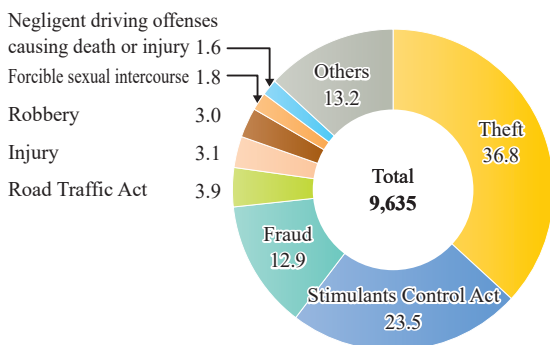
Fig. 2-5-2-3 shows the composition by offense of probationers/parolees newly placed under probation/parole supervision in 2022.

**Fig. 2-5-2-3 Probationers/parolees newly placed under probation/parole supervision: composition by type of offense**

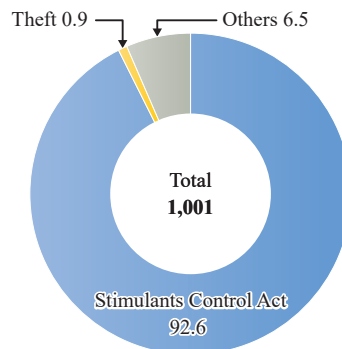
(2022)

[1] Parolees

A. Parolees  
(imprisonment without partial suspension of execution)

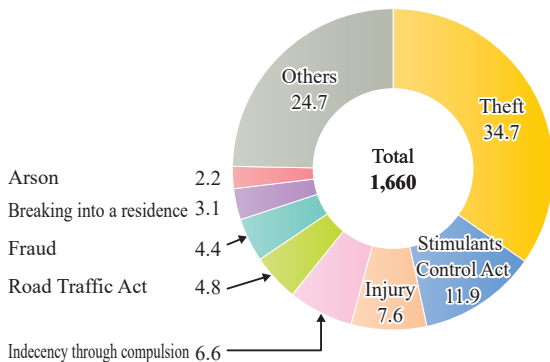


B. Parolees  
(imprisonment with partial suspension of execution)

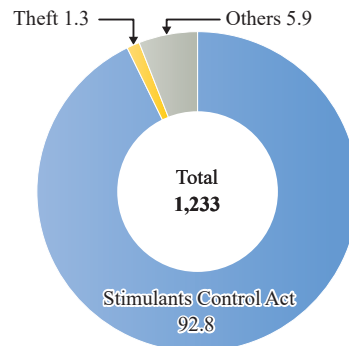


[2] Probationers granted full or partial suspension of execution

A. Probationers granted full suspension of execution



B. Probationers granted partial suspension of execution



Source: Annual Report of Statistics on Rehabilitation

## 2 Treatment during probation/parole

### (1) Implementation of assessment-based probation/parole supervision

A probation/parole supervision based on assessment utilizing CFP (Case Formulation in Probation/Parole) started in January 2021 to provide more effective guidance and support for probationers/parolees.

The CFP, which had been in a test phase since October 2018, is an assessment tool to collect and analyze data which help identify the risk of repeat offenses and an effective treatment plan.

According to the result of the analysis, the degree of involvement, frequency of contact, etc. of probation officers differ, and the officials create an individual treatment plan, which enhance the efficacy of guidance and support for probationers/parolees.

## (2) Treatment in accordance with problems

**Categorized treatment** means to categorize problems and other characteristics of persons under probation/parole supervision according to their offenses/delinquency. And it aims to efficiently treat them by focusing on those problems so as to provide effective probation/parole supervision.

Table 2-5-2-4 shows the number of probationers/parolees as of the end of 2022 by category.

**Table 2-5-2-4 Number of probationers/parolees by treatment category**

(as of the end of 2022)

Area	Category	Parolees (imprisonment without partial suspension of execution)	Parolees (imprisonment with partial suspension of execution)	Probationers granted full suspension of execution	Probationers granted partial suspension of execution
Relationship	Child abuse	10 (0.3)	-	97 (1.5)	1 (0.0)
	Spousal violence	15 (0.4)	-	84 (1.3)	10 (0.4)
	Family violence	10 (0.3)	-	104 (1.6)	2 (0.1)
	Stalking	9 (0.2)	-	147 (2.3)	3 (0.1)
Delinquent peers	Gangsters, etc.	32 (0.9)	1 (0.4)	38 (0.6)	67 (2.8)
	Motorcycle gangs	-	-	3 (0.0)	1 (0.0)
	Special fraud	531 (14.4)	-	248 (3.9)	4 (0.2)
Social adaptation	Difficulty in working	1,035 (28.0)	44 (15.7)	967 (15.3)	302 (12.8)
	School attendance	-	-	9 (0.1)	-
	Mental disorder	515 (13.9)	58 (20.6)	1,215 (19.2)	467 (19.8)
	Developmental disorder	25 (0.7)	3 (1.1)	200 (3.2)	24 (1.0)
	Intellectual disability	71 (1.9)	2 (0.7)	254 (4.0)	18 (0.8)
	Elderly	475 (12.9)	6 (2.1)	588 (9.3)	85 (3.6)
Addiction	Drugs	977 (26.5)	262 (93.2)	1,100 (17.4)	2,145 (90.9)
	Alcohol	381 (10.3)	5 (1.8)	633 (10.0)	112 (4.7)
	Sexual offences	245 (6.6)	7 (2.5)	982 (15.6)	38 (1.6)
	Gambling	441 (11.9)	9 (3.2)	369 (5.8)	51 (2.2)
	Kleptomania	118 (3.2)	11 (3.9)	329 (5.2)	11 (0.5)

Notes: 1. Persons categorized in multiple categories are counted in each category.

2. "Mental disorder" includes "Developmental disorder" and "Intellectual disability."

3. Numbers in parentheses indicate the percentage of probationers/parolees categorized in each category among the total number of parolees (imprisonment without partial suspension of execution), parolees (imprisonment with partial suspension of execution), probationers granted full suspension of execution, and probationers granted partial suspension of execution (including those not categorized) as of the end of 2022.

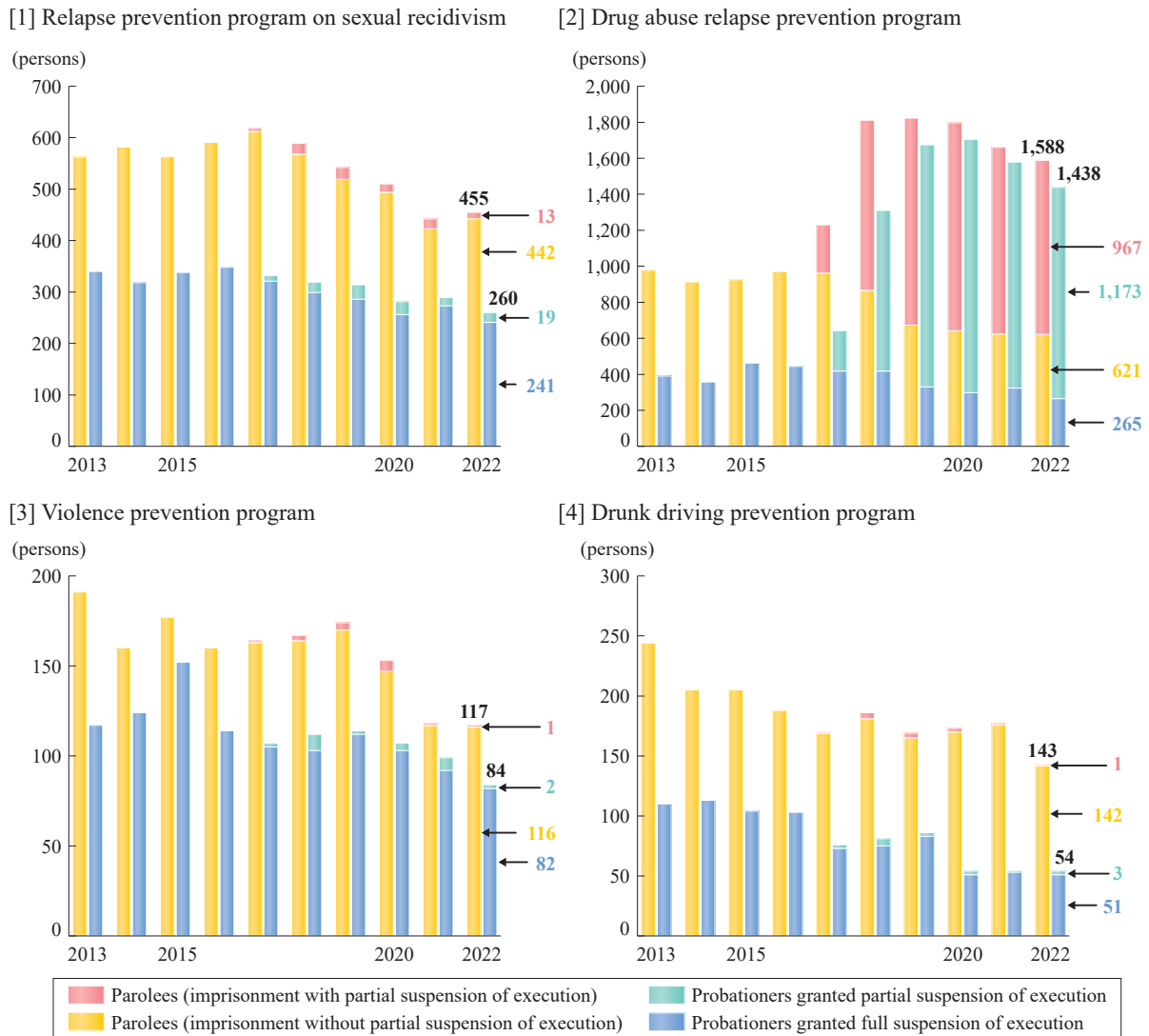
Source: Annual Report of Statistics on Rehabilitation  
The Rehabilitation Bureau, Ministry of Justice

Persons under probation/parole supervision who have specific criminal tendencies are provided in a systemized manner, as a part of instruction and supervision, with **specialized treatment programs**, which are built upon psychological and other expertise with cognitive behavioral therapy as a base theory.

**Fig. 2-5-2-5** shows the trend in the number of probationers/parolees who participated in specialized treatment programs.

**Fig. 2-5-2-5 Probationers/parolees in a specialized treatment program**

(2013-2022)



- Notes:
1. "Relapse prevention program on sexual recidivism" from 2013 to March 2022 refers to "Sexual offender treatment program".
  2. "Drug abuse relapse prevention program" from 2013 to May 2016 refers to "Stimulant offender treatment program".
  3. "Parolees (imprisonment with partial suspension of execution)" and "Probationers granted partial suspension of execution" have been recorded since 2016, with the commencement of the partial suspension of execution of sentence system.
  4. Persons who had been granted partial suspension of execution of their imprisonment sentence and were released on parole and then placed under probation for suspended imprisonment after completion of their parole period are included in both "Parolees (imprisonment with partial suspension of execution)" and "Probationers granted partial suspension of execution".

Source: The Rehabilitation Bureau, Ministry of Justice

## Section 3 Volunteer Probation Officers and Halfway Houses

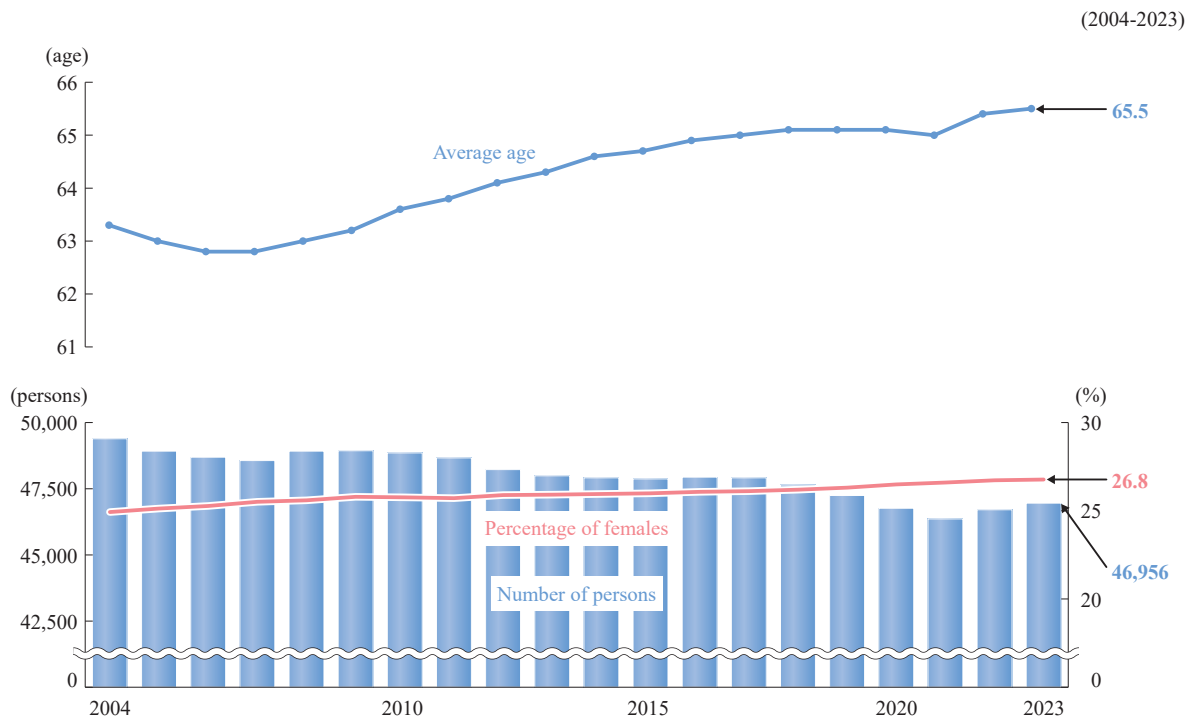
### 1 Volunteer probation officers

VPOs are volunteers who support rehabilitation of offenders and delinquents in local communities. Commissioned by the Minister of Justice pursuant to the Volunteer Probation Officers Act (Act No. 204 of 1950), they implement probation/parole supervision and adjustment of living conditions in cooperation with probation officers, and engage in crime prevention activities, etc. in partnership with local governments.

VPOs are assigned to one of 886 probation districts (as of January 1, 2023) nationwide (Source: the Rehabilitation Bureau, Ministry of Justice). VPOs are part-time national public officials.

Fig. 2-5-3-1 shows the trend in the number of VPOs, their average age, and percentage of female VPOs.

Fig. 2-5-3-1 VPOs: number, percentage of females and average age



Note: Numbers are as of January 1 of the respective years.  
Source: The Rehabilitation Bureau, Ministry of Justice

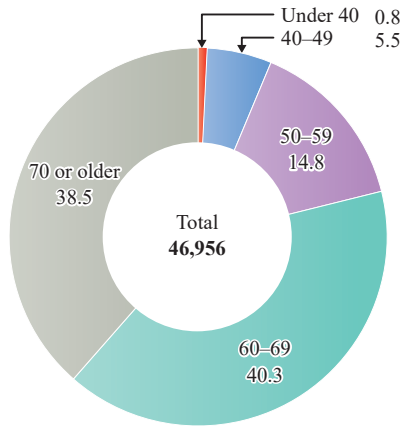


Fig. 2-5-3-2 shows the composition by age group and occupation of VPOs as of January 1, 2023.

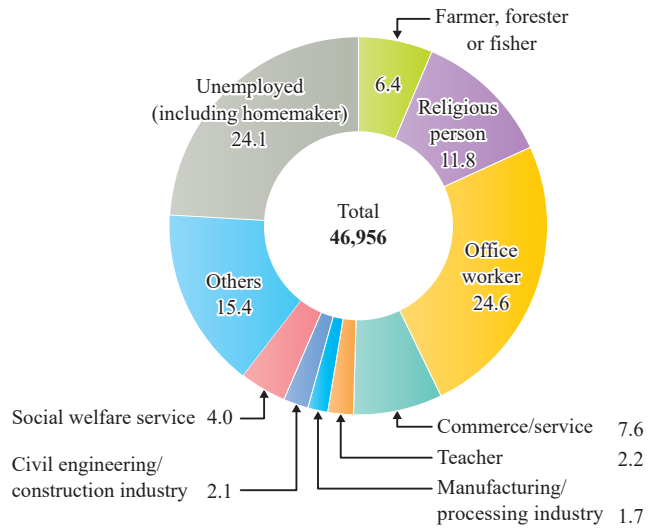
**Fig. 2-5-3-2 VPOs: composition by age group and occupation**

(as of January 1, 2023)

[1] Age groups



[2] Occupation



Note: "Others" refers to those engaged in the real estate rental business, physicians, etc.  
 Source: The Rehabilitation Bureau, Ministry of Justice

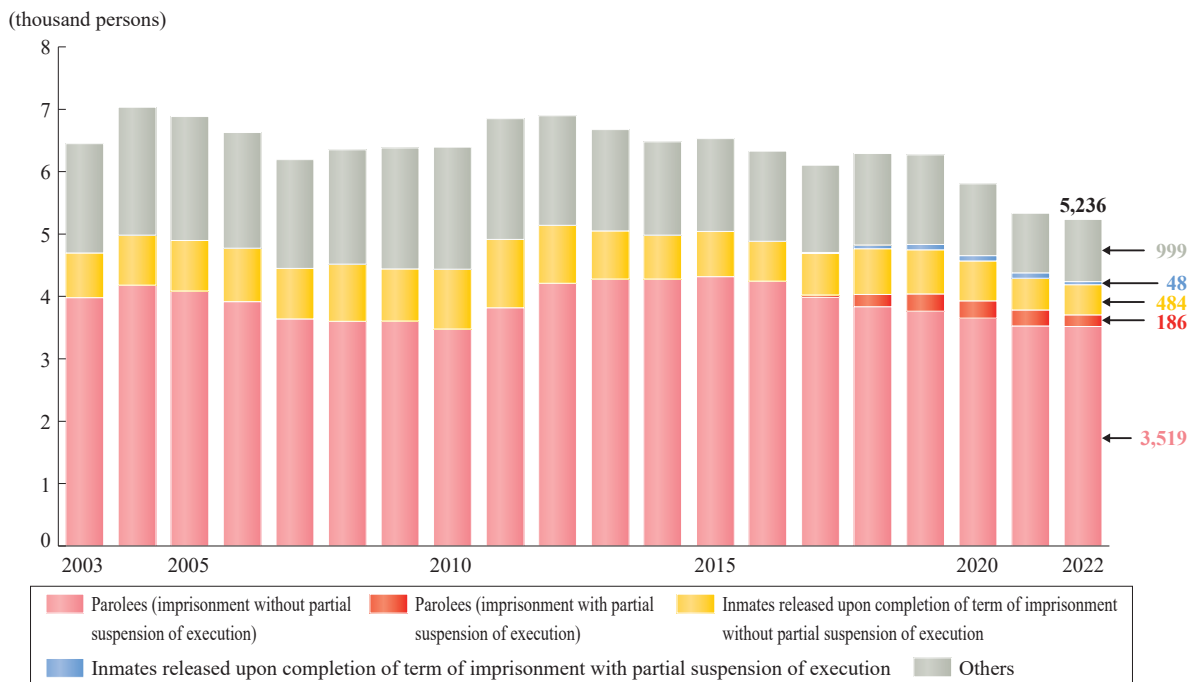
## 2 Halfway houses

**Halfway houses** are institutions that are commissioned, mainly by probation offices, to provide accommodation, meals, employment support, living guidance, etc. to persons under probation/parole supervision or those receiving urgent aftercare because of their difficulties in becoming independent due to lack of residence or person to rely on, and thus support their smooth reintegration into society. As of April 1, 2023, there were 102 halfway houses nationwide.

Fig. 2-5-3-3 shows the trend in the number of persons newly entrusted to halfway houses.

**Fig. 2-5-3-3 Persons newly entrusted to halfway houses**

(2003-2022)



Notes: 1. Numbers exclude persons whose category changed (e.g., a person entrusted to a house as a parolee but who remained at the house after the completion of the term of his/her sentence).


2. "Others" include juvenile probationers, juvenile training school parolees, probationers granted full suspension of execution of their sentence, women's guidance home parolees, those who have received a fully suspended sentence with probation but the judgment has not yet been finalized, those who have received a fully suspended sentence without probation, those whose prosecution has been suspended, etc.

3. "Parolees (imprisonment with partial suspension of execution)" and "inmates released upon completion of term of imprisonment with partial suspension of execution" have been recorded since 2016, with the commencement of the partial suspension of execution of sentence system.

Source: Annual Report of Statistics on Rehabilitation

# PART 3

## Trends in Juvenile Delinquency and Treatment of Juvenile Delinquents



The story of Hogo-chan's rehabilitation

Source: Rehabilitation Bureau, Ministry of Justice

Part  
3

In this Part, “juvenile delinquent” refers to juveniles subject to a family court hearing, which means [1] juvenile offenders (juveniles who have committed a crime (aged 14 to 19 at the time of the crime)), [2] juvenile offenders under 14 (juveniles under 14 years of age who have violated laws and regulations of a criminal nature), and [3] pre-delinquents (juveniles who are, in light of their personality or environment, likely to commit crimes or violate laws and regulations of a criminal nature in the future due to their propensity not to submit to legitimate supervision by a custodian or other reasons) (Article 3, paragraph (1) of the Juvenile Act (Act No. 168 of 1948)).

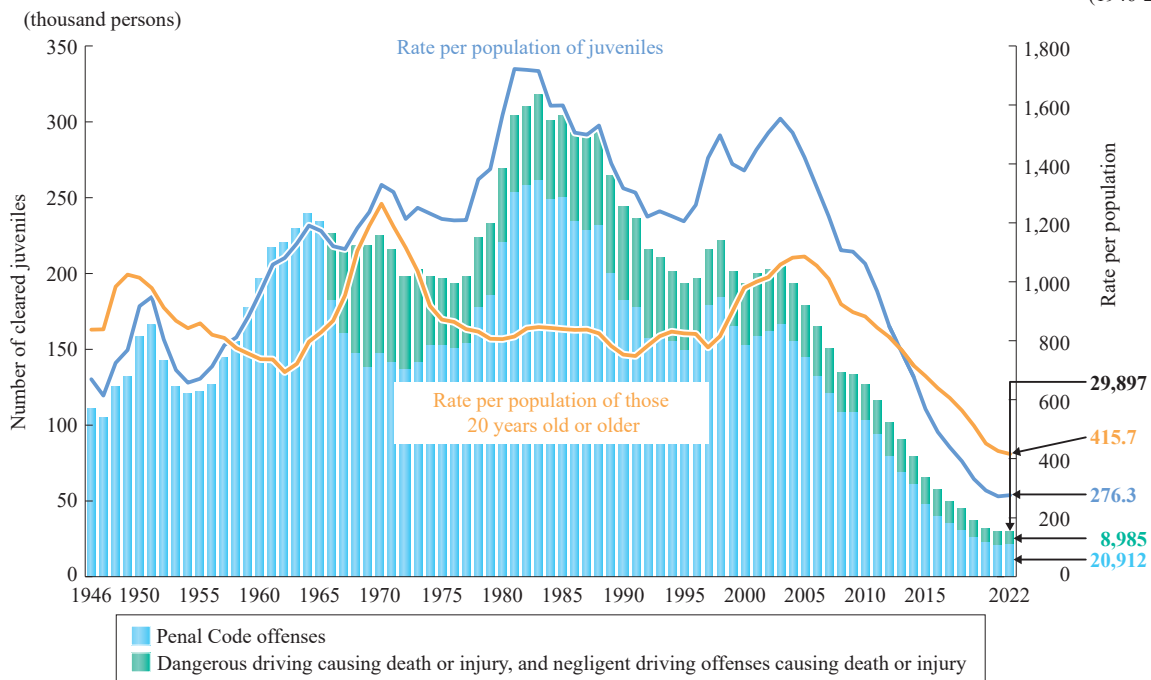
## Chapter 1 Trends in Juvenile Delinquency

### Section 1 Penal Code Offenses Committed by Juveniles

**Fig. 3-1-1-1** [1] shows the trend in the number and rate per population of juveniles cleared (including juvenile offenders under 14 who received guidance from the police; hereinafter the same applies in this Section) for Penal Code offenses, dangerous driving causing death or injury, or negligent driving offenses causing death or injury since 1946. **Fig. 3-1-1-1** [2] shows a comparison between the trend in the number and rate per population of juveniles cleared for Penal Code offenses and those aged 20 years old or older cleared for Penal Code offenses since 1966.

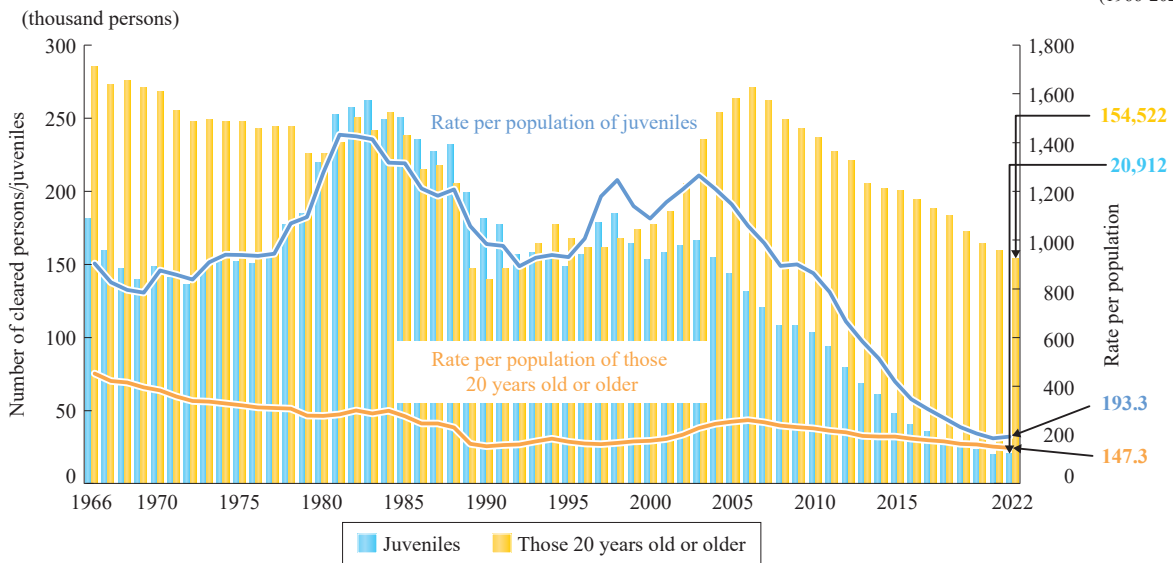
**Fig. 3-1-1-1 Penal Code offenses, dangerous driving causing death or injury, and negligent driving offenses causing death or injury: cleared juveniles and rate per population**

[1] Penal Code offenses, dangerous driving causing death or injury, and negligent driving offenses causing death or injury (1946-2022)



[2] Penal Code offenses

(1966-2022)



Part  
3

- Notes: 1. Numbers are based on the age at the time of the offense. Those who were 20 years old or older at the time of clearance are categorized as those 20 years old or older.  
 2. Numbers include juvenile offenders under 14 who received guidance from the police.  
 3. "Rate per population of juveniles" refers to the number of juveniles cleared per 100,000 population of juveniles aged 10 or older.  
 4. "Rate per population of those 20 years old or older" refers to the number of those 20 years old or older cleared per 100,000 population of those 20 years old or older.  
 5. Before 1966, "Penal Code Offenses" included (gross) negligence in pursuit of social activities causing death or injury not related to vehicle driving.  
 6. The numbers for the years following 1970 in [1] do not include juvenile offenders under 14 for negligent driving offenses causing death or injury.

Source: Criminal Statistics of the National Police Agency  
 The Traffic Bureau, National Police Agency  
 The Statistics Bureau, Ministry of Internal Affairs and Communications (population data)

Table 3-1-1-2 shows the composition by type of offense committed by juveniles cleared for Penal Code offenses in 2022.

**Table 3-1-1-2 Penal Code offenses committed by juveniles: cleared juveniles and percentage of juveniles (by type of offense and male/female)**

(2022)

Offenses	Total		Males	Females	Percentage	Percentage of juveniles
					of females	
Total	21,401	(100.0)	17,927	3,474	16.2	12.2
Homicide	55	(0.3)	36	19	34.5	7.0
Robbery	245	(1.1)	231	14	5.7	18.5
Arson	79	(0.4)	68	11	13.9	13.8
Forcible sexual intercourse	220	(1.0)	217	3	1.4	16.0
Assault	1,461	(6.8)	1,299	162	11.1	5.9
Injury	1,942	(9.1)	1,754	188	9.7	10.8
Extortion	320	(1.5)	276	44	13.8	27.0
Theft	11,159	(52.1)	8,766	2,393	21.4	13.5
Fraud	836	(3.9)	676	160	19.1	7.9
Embezzlement	1,372	(6.4)	1,224	148	10.8	14.5
Embezzlement of lost property	1,356	(6.3)	1,211	145	10.7	15.9
Indecency through compulsion	485	(2.3)	481	4	0.8	15.1
Breaking into a residence	933	(4.4)	888	45	4.8	26.3
Damage to property	956	(4.5)	854	102	10.7	18.8
Others	1,338	(6.3)	1,157	181	13.5	10.2

Notes: 1. Numbers are based on the age at the time of the offense.

2. Numbers include juvenile offenders under 14 who received guidance from the police.

3. "Embezzlement" includes embezzlement of lost property.

4. Numbers in parentheses indicate the percentage of juveniles cleared for each offense among the total number of cleared juveniles.

Source: Criminal Statistics of the National Police Agency

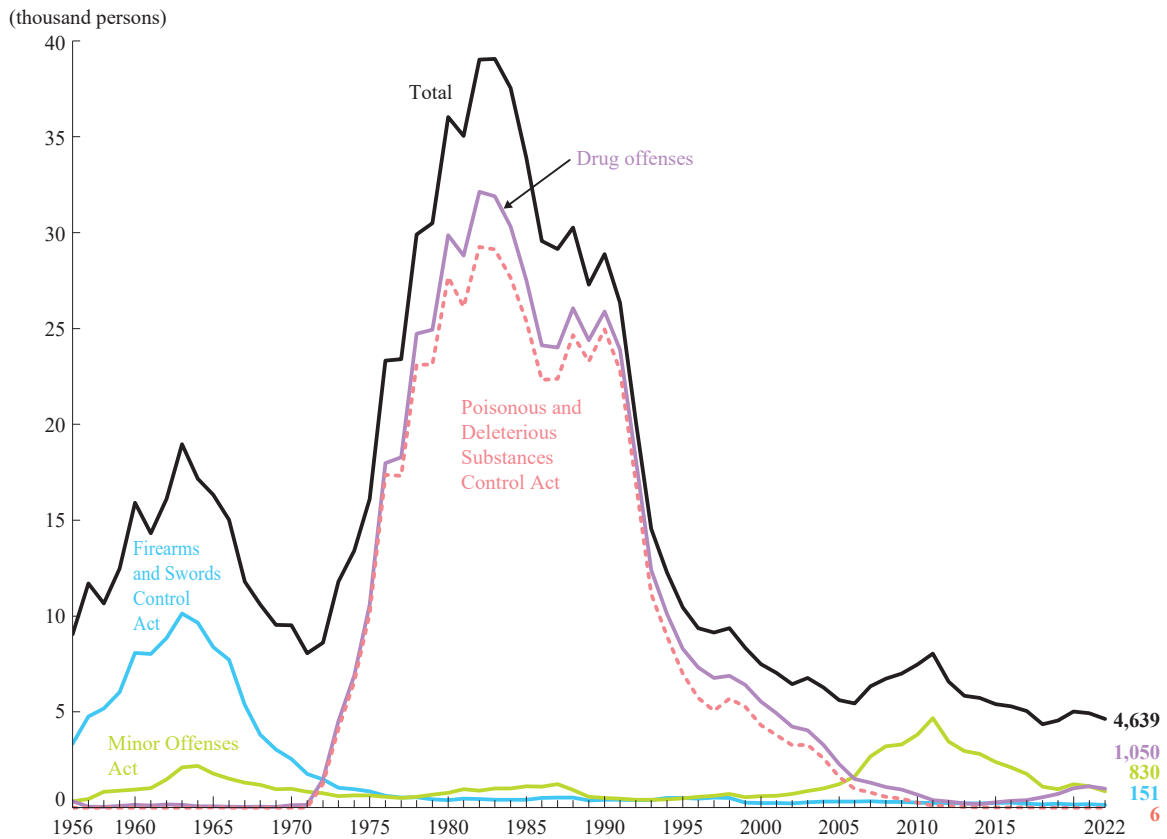


## Section 2 Special Acts Offenses Committed by Juveniles

Fig. 3-1-2-1 shows the trend in the number of juvenile offenders cleared for Special Acts offenses (excluding violations of four traffic-related Acts up to 2003 and traffic-related Acts since 2004) since 1956.

Fig. 3-1-2-1 Special Acts offenses: cleared juveniles

(1956-2022)



Notes: 1. Numbers are based on the age at the time of the offense.

2. Numbers exclude juvenile offenders under 14.

3. "Drug offenses" refer to violations of the Stimulants Control Act, the Cannabis Control Act, the Narcotics and Psychotropics Control Act, the Opium Control Act, and the Poisonous and Deleterious Substances Control Act.

4. Numbers exclude those cleared for violations of four traffic-related Acts up to 2003 and traffic-related Acts since 2004.

Source: Criminal Statistics of the National Police Agency



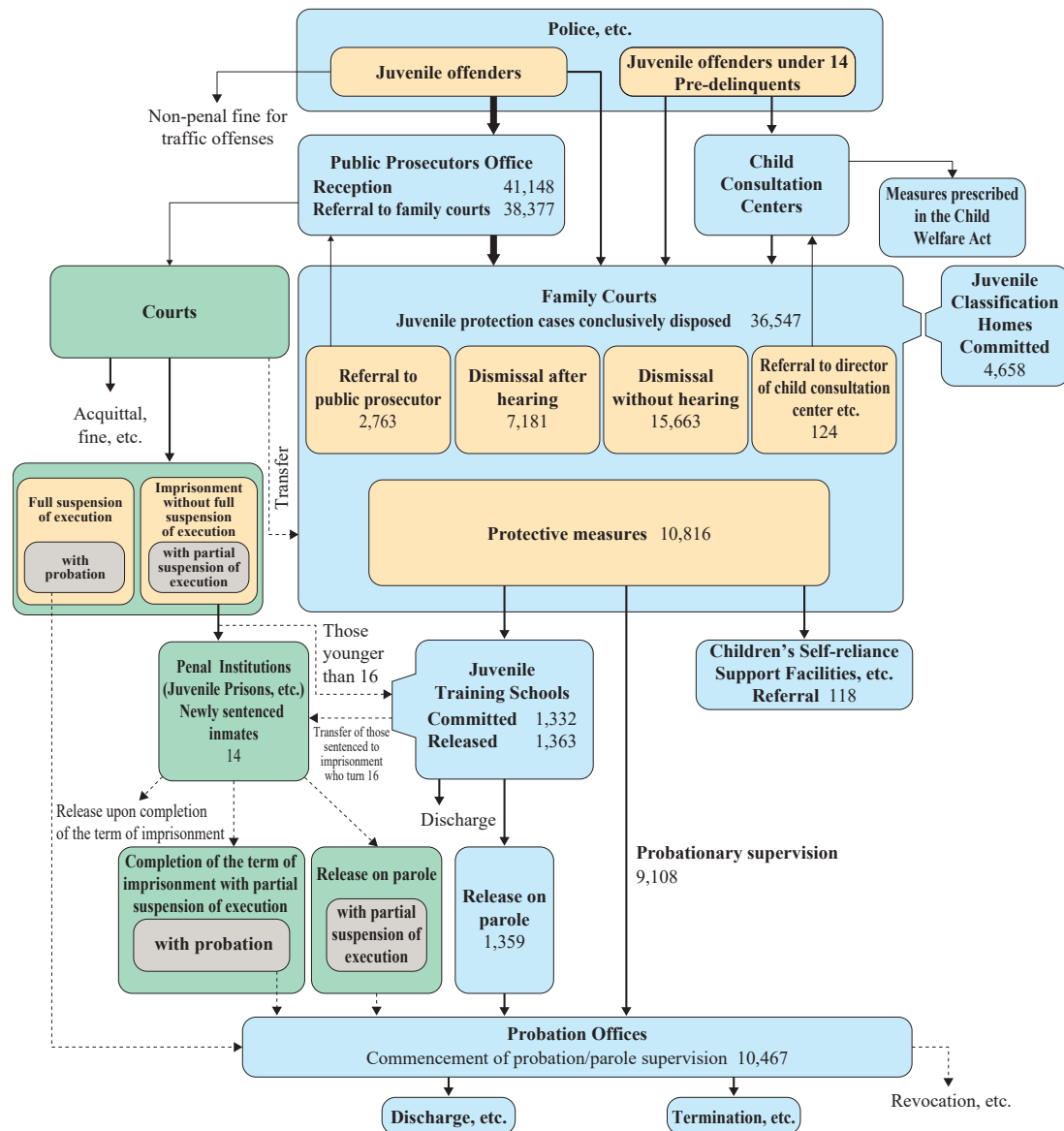
# Chapter 2 Treatment of Juvenile Delinquents

## Section 1 Overview

Fig. 3-2-1-1 shows the procedure for juvenile delinquents.

Fig. 3-2-1-1 Outline of treatment of juvenile delinquents

(2022)  
(persons)



- Notes: 1. Numbers in “Public Prosecutors Offices” indicate the total number of juveniles in cases received by or referred from public prosecutors offices, thus a person received/referred twice for different cases is counted as two juveniles.  
 2. “Referral to director of child consultation center, etc.” refers to referral to prefectural governors or directors of child consultation centers.  
 3. “Referral to children’s self-reliance support facilities, etc.” refers to referral to children’s self-reliance support facilities or foster homes.  
 4. The number of “released” from juvenile training schools is limited to discharge or release on parole.  
 5. “Commencement of probation/parole supervision” is limited to juvenile probationers and juvenile training school parolees.  
 6. The outline including numbers show procedures prior to the enforcement of the Act Partially Amending the Juvenile Act and Related Acts (Act No. 47 of 2021) until the end of March 2022, and after April of the same year, procedures after the enforcement of this Act.

Source: Annual Report of Statistics on Prosecution  
 Annual Report of Judicial Statistics  
 Annual Report of Statistics on Correction  
 Annual Report of Statistics on Juvenile Correction  
 Annual Report of Statistics on Rehabilitation

## 1 The amended Juvenile Act

In May 2021, the Act Partially Amending the Juvenile Act and Related Acts (Act No. 47 of 2021) was enacted in order to take necessary measures in light of changes in the social situation, such as lowering the legal age of adulthood from 20 to 18 years, and the crimes committed by juveniles. The new Act came into effect on April 1, 2022. The Juvenile Act was amended to designate a juvenile aged 18 to 19 as a **Specified Juvenile**, and special provisions were established for juvenile protection cases for Specified Juveniles, including [1] a family court, in principle, shall refer a case to a public prosecutor, where a juvenile aged 18 or older at the time of the offense committed a crime punishable with the death penalty, life imprisonment, or imprisonment with or without work for a minimum term of one year or more; [2] a family court, when it does not refer a case to a public prosecutor, shall subject a Specified Juvenile to rehabilitation measures of 6 or 24 months of probation or commitment to a juvenile training school, when it is found necessary, and [3] a family court shall not subject a Specified Juvenile to rehabilitation measures against pre-delinquency.

## 2 Procedure before referral to family courts

### (1) Juvenile offenders

When a judicial police official investigates a juvenile's case (excluding a Specified Juvenile's case) and considers that the juvenile has committed an offense, the official shall refer the case to a family court if it involves an offense that is only punishable with a fine or less severe penalty, or to a public prosecutor if it involves an offense that is punishable with a more severe penalty, unless the case concerns a violation of the Road Traffic Act and *Hansokukin* (administrative fine) was paid in accordance with the traffic infraction notification system. When a case is referred, a public prosecutor investigates the case and then refers it to a family court if the prosecutor considers that an offense has been committed or there are any other reasons to subject the case to a family court hearing.

Regarding a Specified Juvenile's case, when a judicial police official investigates the case and considers that the juvenile has committed an offense, the official shall refer the case to a public prosecutor even if it involves an offense that is only punishable with a fine or less severe penalty, excluding the case concerns a violation of the Road Traffic Act and *Hansokukin* was paid in the above mentioned system.

### (2) Juvenile offenders under 14 and pre-delinquents

A family court may subject juvenile offenders under 14 and pre-delinquents of the same age to a hearing only when a prefectural governor or a child consultation center's director refers them to a family court.

Police officers may investigate a case when there is probable cause to suspect that a juvenile under 14 has committed an offense. The police shall refer the case to a director of a child consultation center if, as a result of the investigation, they consider that an act of the juvenile involved a specific serious offense.

When juvenile offenders under 14 violate laws or regulations involving specific serious offenses, a prefectural governor or a director of a child consultation center is required, in principle, to refer a case to a family court. A governor or a director shall also refer a juvenile to a family court if it is considered appropriate to refer the juvenile to a family court hearing.

### 3 Procedure in family courts

#### (1) Investigation by family courts

A family court is required to investigate any case referred to it. It can order a family court investigating officer to investigate a case.

#### (2) Assessment by juvenile classification homes

By a ruling, a family court may refer a juvenile to a juvenile classification home and request an assessment if it is necessary for a hearing. In such case, the juvenile is committed to a juvenile classification home, and the home assesses the juvenile based on knowledge and techniques it has in medicine, psychology, pedagogy, sociology and other expertise and conducts necessary observation and protection of the juvenile.

#### (3) Hearings in family courts

Based on the result of an investigation, a family court shall issue a ruling for commencement or non-commencement of a hearing or other proceeding.

A juvenile or his/her custodians can appoint an attendant, but they need permission of a family court to appoint someone other than an attorney at law as an attendant.

Hearings are closed to the public, but a family court may allow victims of certain serious cases to observe a hearing upon their request if the court finds it appropriate and unlikely to hinder sound development of a juvenile.

A family court may, by a ruling, have a public prosecutor participate in a hearing for a case concerning a juvenile offender involved in designated serious crimes when the court finds that participation of a public prosecutor in the hearing is necessary for fact-finding regarding delinquency. In such case, if the juvenile has no attendant who is an attorney at law, the court shall appoint one.

When it is found impossible or unnecessary to place a juvenile under protective measures as a result of a hearing, a family court shall issue a ruling not to subject the juvenile to protective measures. When it is found appropriate to take the measures prescribed in the Child Welfare Act (Act No. 164 of 1947), a family court shall refer a case to a prefectural governor or a child consultation center's director. When a person is found to be 20 years of age or older, a family court shall refer a case to a public prosecutor.

A family court shall, by a ruling, refer a case punishable by the death penalty or imprisonment to a public prosecutor if disposition of the case in criminal procedure is found appropriate as a result of an investigation or a hearing. If a juvenile was 16 years of age or older at the time of the offense and committed a crime which caused a victim's death by an intentional criminal act, or a juvenile was 18 years of age or older at the time of the offense and committed a crime punishable by the death penalty or imprisonment for a minimum period of not less than one year, a family court, in principle, needs to render a ruling to refer a case to a public prosecutor.

Except in the cases mentioned above, a family court shall, by a ruling, subject a juvenile to **protective measures**. Protective measures include placing the juvenile under probation by a probation office, and referring the juvenile to a children's self-reliance support facility, to a foster home (limited to juveniles younger than 18 years of age), or to a juvenile training school (generally limited to juveniles aged 12 or older).

A juvenile or his/her legal representative or attendant may lodge an appeal against a ruling imposing

protective measures only on the grounds of a violation of laws and regulations that affected the ruling, a serious error in fact-finding or substantial inappropriateness of the measures. In the case where a public prosecutor participated in a hearing by a ruling of a family court, the public prosecutor may file a request to a high court for acceptance of the case as the court of second instance only on the grounds of a violation of laws and regulations that affected the ruling or a serious error in fact-finding.

#### **4 Procedure for protective measures**

##### **(1) Probation based on a decision of a family court**

A juvenile placed under probation based on a decision of a family court receives instruction, supervision, guidance and assistance necessary for reformation/rehabilitation from a probation officer or a volunteer probation officer.

The probation period, in principle, continues until a juvenile turns 20 years of age, or for two years if he/she turns 20 within two years, or until he/she is discharged from the probation. On the other hand, a family court shall subject Specified Juveniles protective measures including 6-month probation and 2-year probation/juvenile training school under the amended Juvenile Act.

##### **(2) Referral to children's self-reliance support facilities or foster homes**

Juveniles committed to children's self-reliance support facilities/foster homes are accommodated in these facilities/homes established in accordance with the Child Welfare Act, which are open to children in need of aid.

##### **(3) Referral to juvenile training schools and parole supervision after release on parole**

A juvenile training school mainly holds juveniles referred by family courts and provides them with correctional education, support for reintegration into society and other treatment, for the purpose of fostering sound cultivation of juveniles.

A period of commitment to a juvenile training school can, in principle, last until a juvenile turns 20 years of age, but a superintendent of a juvenile training school may extend it for a period not exceeding one year from the date of the referral. A juvenile in a juvenile training school is to be released upon completion of his/her period of commitment, but in certain cases, his/her commitment may be extended based on a decision of a family court until he/she turns 23 or 26 years of age. A period of commitment to a juvenile training school for Specified Juveniles is three years or less.

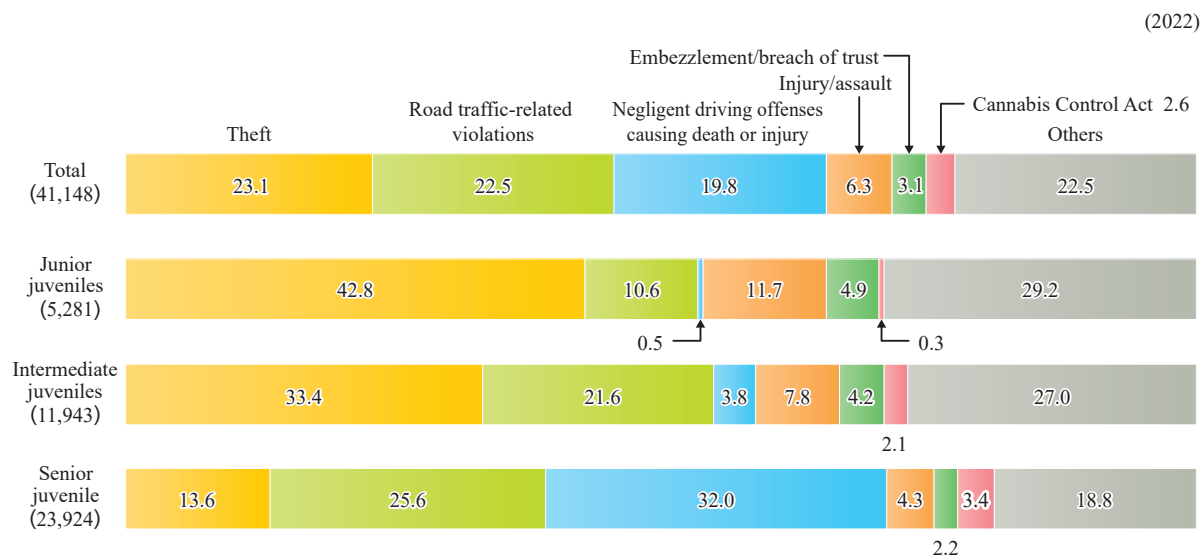
On the other hand, a juvenile in a juvenile training school may be released on parole before completion of his/her period of commitment based on a decision of a Regional Parole Board. When released on parole, a juvenile is placed under parole supervision.

## Section 2 Prosecution/Courts

### 1 Investigation by public prosecutors (before referral to family courts)

Fig. 3-2-2-1 shows the composition by age group of the types of offenses committed by juvenile offenders newly received by public prosecutors in 2022.

**Fig. 3-2-2-1 Juvenile offenders received by public prosecutors: composition by type of offense (by age group)**



Notes: 1. Numbers are based on the age at the time of reception.  
 2. "Embezzlement" includes embezzlement of lost property.  
 3. Numbers in parentheses indicate the actual number of persons.  
 Source: Annual Report of Statistics on Prosecution

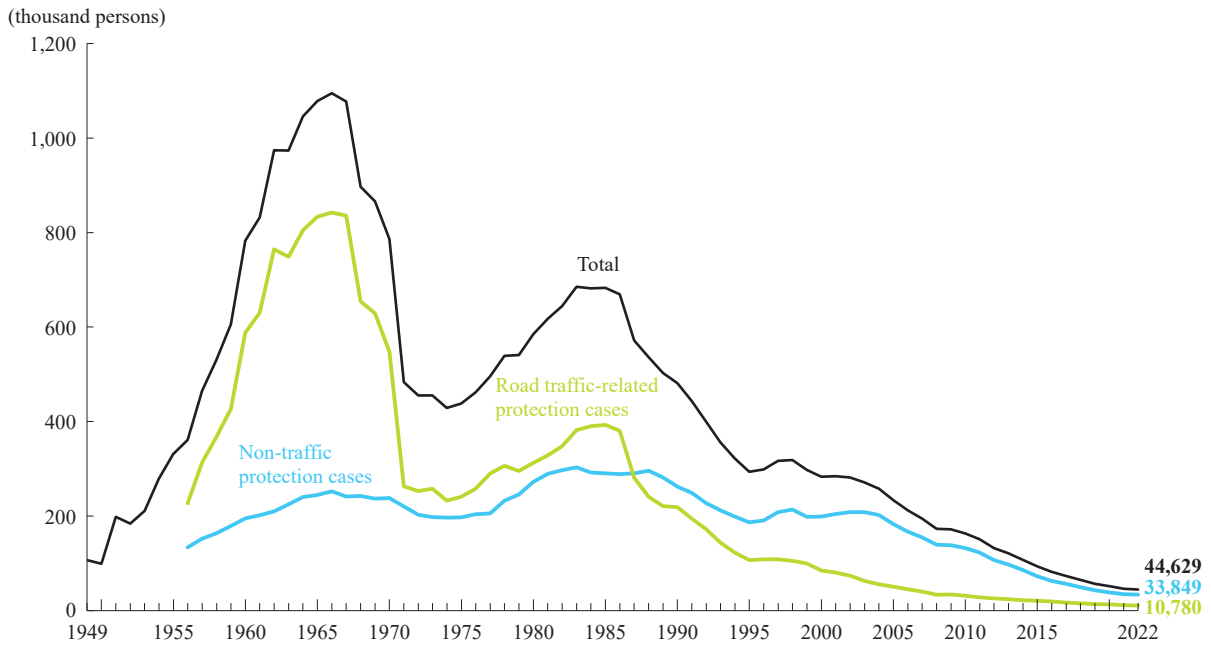


## 2 Family courts

Fig. 3-2-2-2 shows the trend in the number of juveniles received by family courts for juvenile protection cases since 1949.

**Fig. 3-2-2-2 Juvenile protection cases: juveniles received by family courts**

(1949-2022)



Note: Numbers of “road traffic-related protection cases” and “non-traffic protection cases”, which are included in “total”, have been presented since 1956, when statistical materials became available.

Source: Annual Report of Judicial Statistics

Part  
3

## Section 3 Juvenile Classification Homes

### 1 Overview of juvenile classification homes

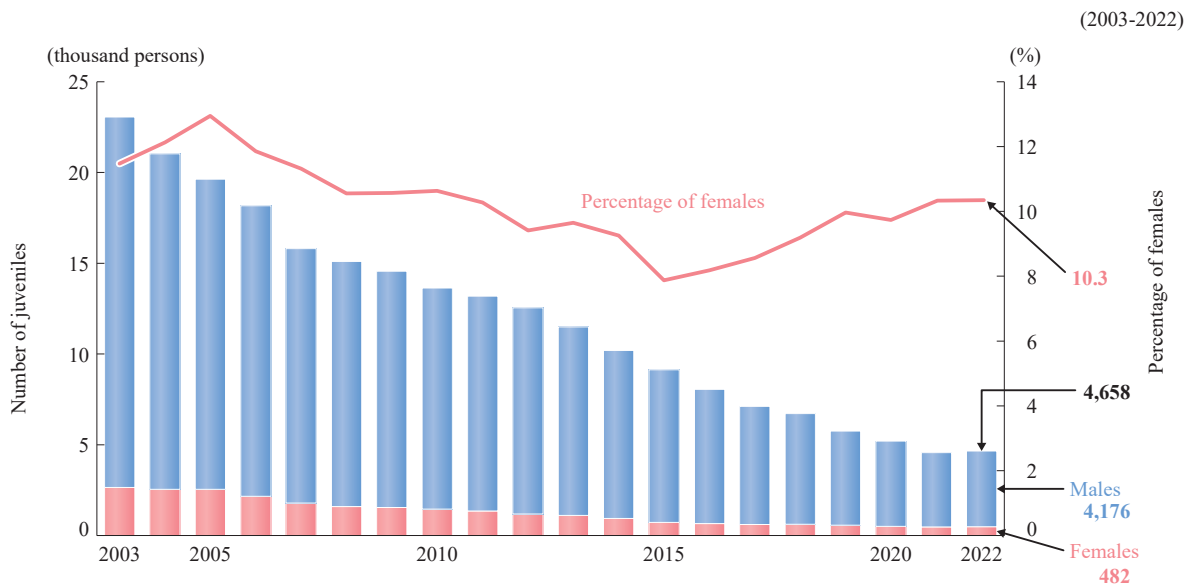
Juvenile classification homes have the following duties: [1] to conduct an assessment of juveniles based on professional knowledge and skills, [2] to conduct observation and protection of juveniles committed to the homes based on their characteristics and in consideration of their sound development, and [3] to provide advice and support in a local community in order to prevent crime and delinquency.

As of April 1, 2023, there were 52 juvenile classification homes nationwide (including eight branch homes).

### 2 Juveniles newly committed to juvenile classification homes

Fig. 3-2-3-1 shows the trend in the number of juveniles newly committed to juvenile classification homes (the commitment may be as a measure for observation and protection of juveniles, a measure in place of detention, or for other reasons) by male/female and the percentage of females.

**Fig. 3-2-3-1 Juveniles newly committed to juvenile classification homes (male/female) and percentage of females**



Note: "Juveniles newly committed to juvenile classification homes" exclude juveniles who were returned after escaping, transferred from another institution, and provisionally committed.

Source: Annual Report of Statistics on Correction  
 Annual Report of Statistics on Juvenile Correction



## Section 4 Juvenile Training Schools

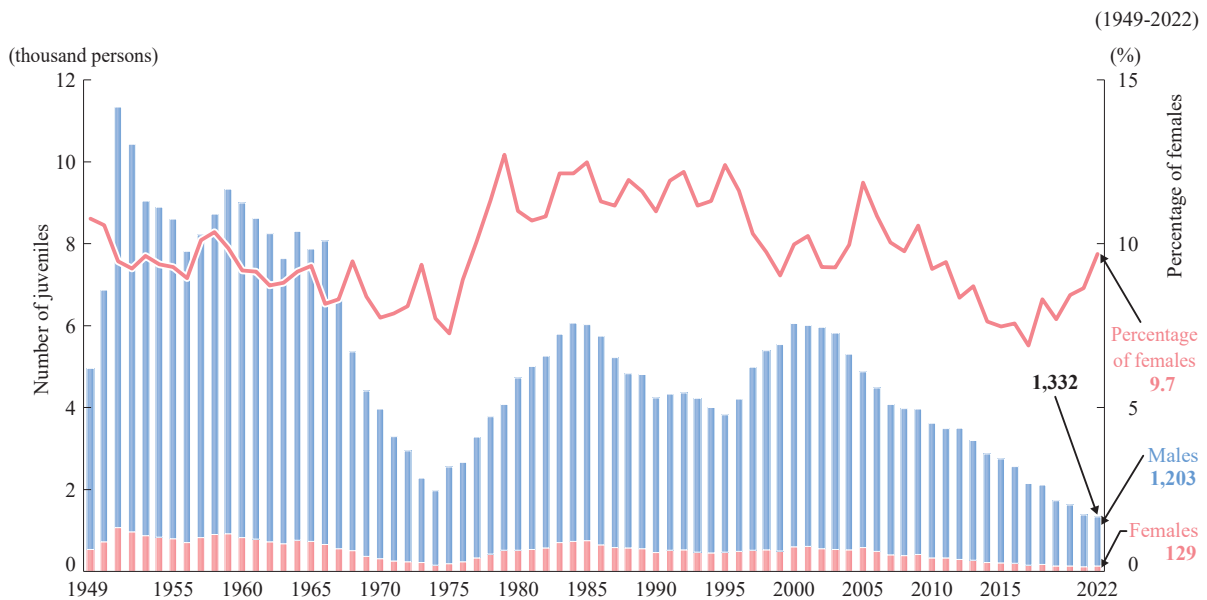
As of April 10, 2023, there were 44 juvenile training schools nationwide (including six branch schools).

### 1 Juveniles newly committed to juvenile training schools

#### (1) Number of juveniles newly committed to juvenile training schools

Fig. 3-2-4-1 shows the trend in the number of juveniles newly committed to juvenile training schools by male/female and the percentage of females since 1949.

**Fig. 3-2-4-1 Juveniles newly committed to juvenile training schools (male/female) and percentage of females**



Source: Statistics on Juvenile Correction and Rehabilitation  
 Annual Report of Statistics on Juvenile Correction  
 Annual Report of Statistics on Correction

Part  
3

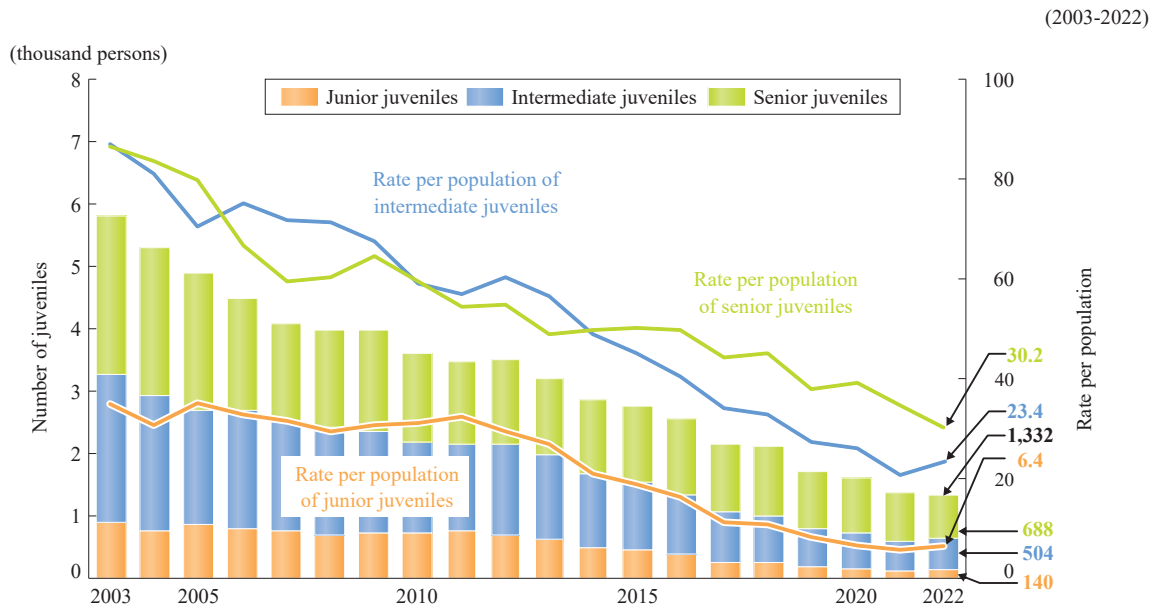


## (2) Characteristics of juveniles newly committed to juvenile training schools

### A. Age

Fig. 3-2-4-2 shows the number and rate per population of juveniles newly committed to juvenile training schools by age group.

**Fig. 3-2-4-2 Juveniles newly committed to juvenile training schools: number and rate per population (by age group)**



- Notes: 1. Numbers are based on the age at the time of commitment. “Junior juveniles” include those younger than 14 years old and “senior juveniles” include those who had turned 20 years old at the time of commitment.  
 2. “Rate per population” indicates the number of juveniles newly committed to juvenile training schools per 100,000 juveniles in the respective age groups.

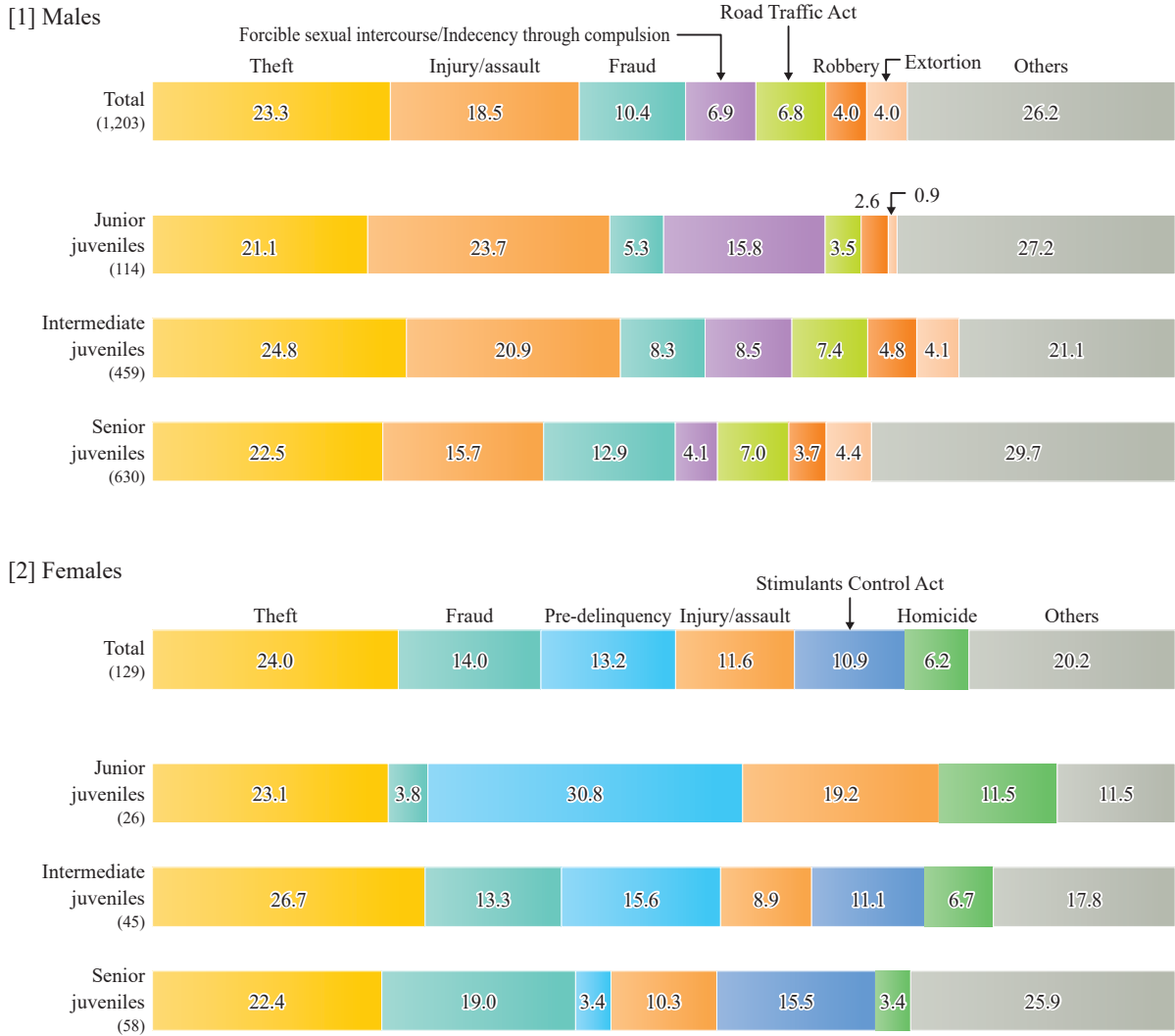
Source: Annual Report of Statistics on Correction  
 Annual Report of Statistics on Juvenile Correction  
 The Statistics Bureau, Ministry of Internal Affairs and Communications (population data)

## B. Types of delinquency

Fig. 3-2-4-3 shows the composition by type of delinquency committed by juveniles newly committed to juvenile training schools in 2022, by male/female and age group.

**Fig. 3-2-4-3 Juveniles newly committed to juvenile training schools: composition by type of delinquency (by age group, by male/female)**

(2022)



Notes: 1. Numbers are based on the age at the time of commitment. "Junior juveniles" include those younger than 14 years old and "senior juveniles" include those who had turned 20 years old at the time of commitment.

2. Numbers in parentheses indicate the actual number of juveniles.

Source: Annual Report of Statistics on Juvenile Correction

## 2 Treatment provided in juvenile training schools

The Act Partially Amending the Juvenile Act and Related Acts (Act No. 47 of 2021) amended the Juvenile Training School Act, which added a new class (Class 5) of juvenile training schools in April, 2022.

### (1) Classes of juvenile training schools and correctional education curriculum

Juvenile training schools fall under the following five classes and each juvenile training school accommodates, according to the designated class, the following persons categorized based on age, level of criminal tendency, mental and/or physical condition, etc.:

- (i) Class 1 Persons who are subject to execution of protective measures (excluding those categorized as (v). The same applies to (ii) and (iii).) and do not have serious physical or mental disorders and are about 12 years of age or older but younger than 23 years of age (excluding those categorized as (ii));
- (ii) Class 2 Persons who are subject to execution of protective measures and whose criminal tendency is more serious, who do not have serious physical or mental disorders and who are about 16 years of age or older but younger than 23 years of age;
- (iii) Class 3 Persons who are subject to execution of protective measures and have any serious physical or mental disorder and are about 12 years of age or older but younger than 26 years of age;
- (iv) Class 4 Persons who are subject to execution of their sentence at juvenile training schools; and
- (v) Class 5 Specified Juveniles under two-year probation who failed to comply with the probation rules to be observed, and who are referred to a juvenile training school by a family court because the failure was so serious that the educational and supervisory measures of probation were not sufficient to improve or rehabilitate them.

**Correctional education curriculums** are designated for each juvenile training school to conduct correctional education in a systematic and organized manner. A correctional education curriculum is determined according to [1] types of inmates who fall under certain common characteristics in light of their age, their condition of mental and physical disorder and degree of criminal tendencies of them, [2] necessary ability for adapting themselves to living in society and [3] other circumstances. Correctional education curriculums refer to focused contents and standard periods of correctional education provided for inmates.

### (2) Correctional education

The centerpiece of treatment in juvenile training schools is correctional education. Inmates are provided with five fields of guidance: lifestyle guidance, vocational guidance, guidance in school courses, physical guidance and special activities guidance. A superintendent of a juvenile training school shall decide an education guideline, which indicates the goals, basic contents, methods, and period of correctional education, in accordance with the characteristics of the juveniles.

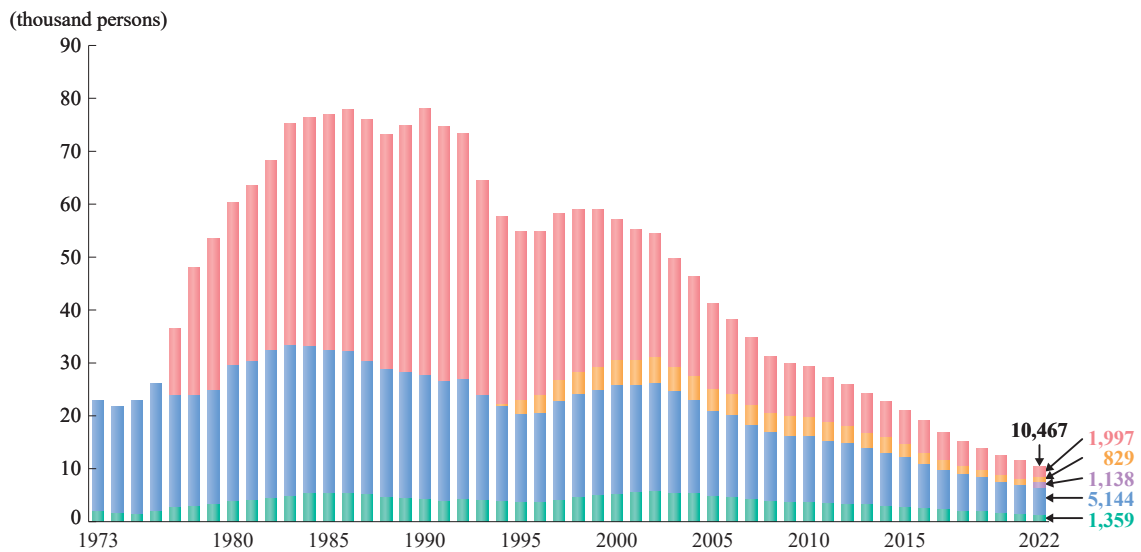
## Section 5 Probation/Parole Supervision for Juveniles

### 1 Juvenile probationers and juvenile training school parolees

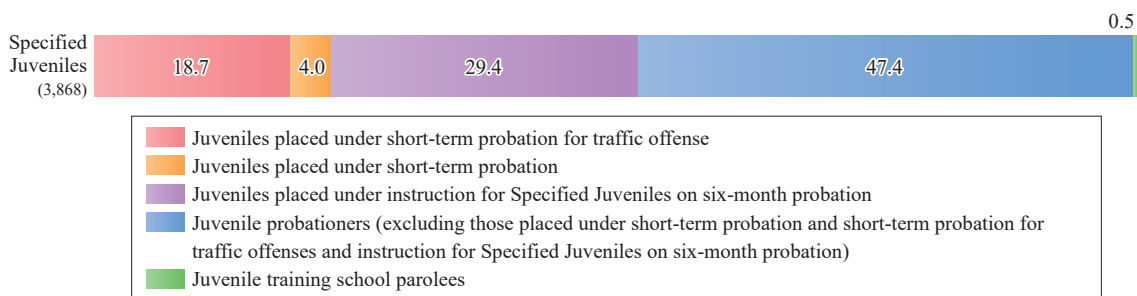
Fig. 3-2-5-1 [1] shows the trend in the number of juvenile probationers and juvenile training school parolees newly placed under probation/parole supervision. Fig. 3-2-5-1 [2] shows composition by type of probation/parole supervision of whom family courts subjected, as Specified Juveniles, to protective measures from April until December in 2022.

**Fig. 3-2-5-1 Juveniles newly placed under probation/parole supervision**

[1] Juveniles newly placed under probation/parole supervision (1973-2022)



[2] Specified Juveniles newly placed under probation/parole supervision (April-December 2022)



- Notes: 1. Numbers for “short-term probation for traffic offenses”, “short-term probation”, and “instruction for Specified Juveniles on six-month probation” have been recorded since 1977, 1994, and 2022, respectively, with the commencement of each measure.
2. “Instruction for Specified Juveniles on six-month probation” refer to rehabilitation measure under Article 64, paragraph (1), item (i) of the Juvenile Act.
3. [2] is included in [1].
4. [2] indicates composition by type of probation/parole supervision of whom family courts subjected to protective measures as Specified Juveniles.
5. Numbers in parentheses indicate the actual number of persons.

Source: Annual Report of Statistics on Rehabilitation

Part  
3

## 2 Treatment for juvenile probationers and juvenile training school parolees

### (1) Categorized treatment

Categorized treatment is conducted for juvenile probationers and juvenile training school parolees, as well. **Table 3-2-5-2** shows the number of juvenile probationers and juvenile training school parolees by major treatment category as of the end of 2022.

**Table 3-2-5-2 Juvenile probationers/juvenile training school parolees by treatment category**

(as of the end of 2022)

Area	Category	Juvenile probationers		Juvenile training school parolees	
Relationship	Child abuse	4	(0.1)	—	
	Spousal violence offenders	17	(0.2)	2	(0.1)
	Family violence	120	(1.7)	29	(2.0)
	Stalking	53	(0.8)	5	(0.3)
Delinquent peers	Gangsters, etc.	27	(0.4)	8	(0.5)
	Motorcycle gangs	288	(4.2)	73	(4.9)
	Special fraud	253	(3.7)	107	(7.2)
Social adaptation	Difficulty in working	658	(9.5)	313	(21.2)
	School attendance	1,304	(18.9)	139	(9.4)
	Junior high school students	264	(3.8)	12	(0.8)
	Mental disorder	1,072	(15.5)	443	(30.0)
	Developmental disorder	677	(9.8)	272	(18.4)
Intellectual disability	326	(4.7)	142	(9.6)	
Addiction	Drugs	713	(10.3)	339	(23.0)
	Alcohol	164	(2.4)	60	(4.1)
	Sexual offences	715	(10.4)	186	(12.6)
	Gambling	24	(0.3)	18	(1.2)
	Kleptomania	28	(0.4)	1	(0.1)

Notes: 1. Persons categorized in multiple categories are included in each category.

2. "Junior high school students" is included in "school attendance".

3. "Mental disorder" includes "developmental disorder" and "intellectual disability."

4. Numbers in parentheses indicate the percentage of juveniles categorized in each treatment category among the total number of juvenile probationers (excluding those placed on short-term probation for traffic offenses, short-term probation, and instruction for Specified Juveniles on six-month probation) and juvenile training school parolees (including those not categorized) as of the end of 2022.

Source: Annual Report of Statistics on Rehabilitation  
The Rehabilitation Bureau, Ministry of Justice

### (2) Specialized treatment programs

If the director of a probation office deems it necessary for appropriately providing instructions and supervision based on the delinquency which juvenile probationers and juvenile training school parolees committed and other factors, the director may administer specialized treatment programs to those juveniles who are under 18 years of age with the consent of the juveniles and their guardians.

Regarding juvenile probationers and juvenile training school parolees aged 18 or older, the director of a probation office or the regional parole board, in principle, shall mandate specialized treatment programs as their Special Conditions for probation/parole supervision, if the director or the board deems it necessary.

## Chapter 3 Criminal Procedure for Juveniles

A public prosecutor must, in principle, institute prosecution of a case referred to him/her by a family court if the prosecutor considers that there is sufficient suspicion to institute prosecution.

Criminal procedure for prosecuted juveniles is basically the same as that for those aged 20 years old or older. A court, however, shall, by a ruling, transfer a case to a family court if it is found appropriate to subject a juvenile defendant to protective measures as a result of examination of facts.

If a juvenile who is under 18 at the time of sentence is to be punished with imprisonment with or without work for a definite term, and its sentence is not suspended, the juvenile must be given a sentence of imprisonment for indefinite terms. At the same time the court has to determine the minimum and the maximum imprisonment terms within the limit stipulated by statute (indeterminate sentence; the minimum and the maximum terms cannot exceed 10 and 15 years, respectively).

If a person who is under 18 at the time of committing an offense is to be punished with the death penalty, life imprisonment shall be imposed. If a person who is under 18 at the time of committing an offense is to be punished with life imprisonment, imprisonment with or without work for a definite term may be imposed. In this case, the term of imprisonment imposed shall be neither less than 10 years nor more than 20 years.

## **PART 4**

### **Specific Types of Offenses / Offenders**



#### **Group work in a Penal Institution**

Source: Correction Bureau, Ministry of Justice

Part  
4



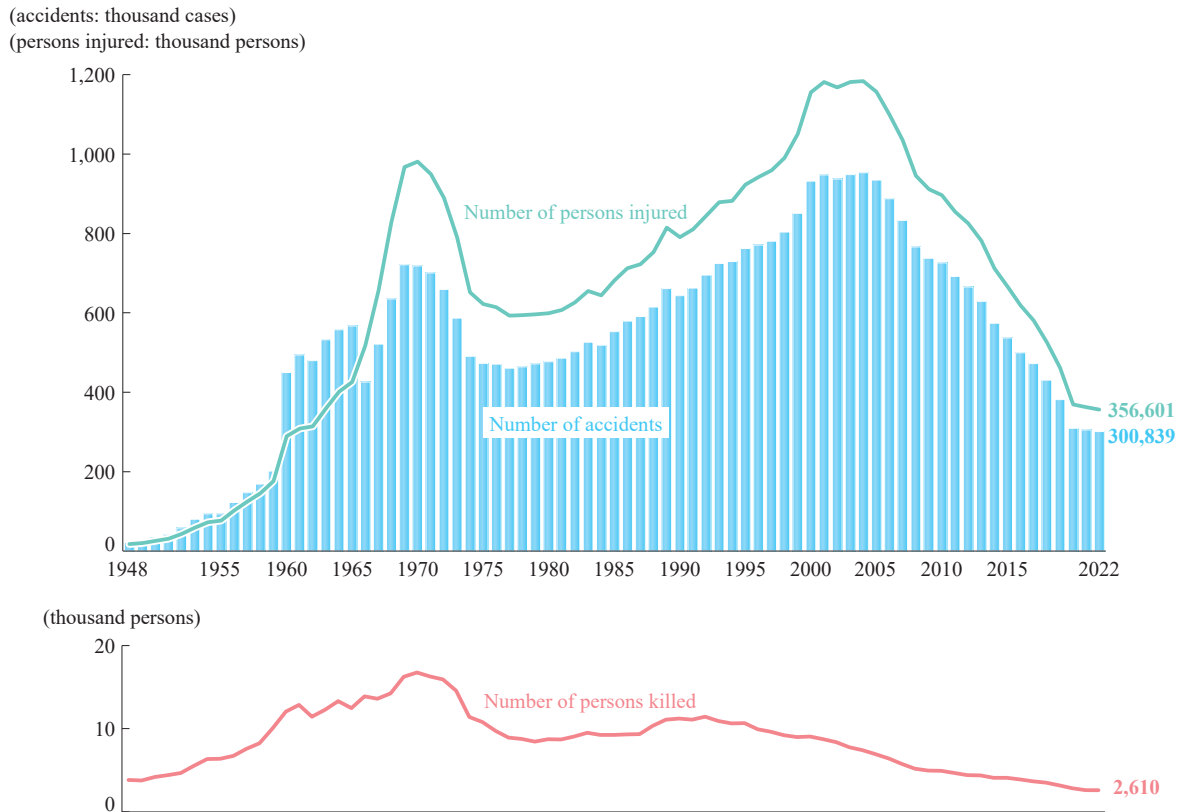
# Chapter 1 Traffic Offenses

## Section 1 Occurrence of Traffic Accidents

Fig. 4-1-1-1 shows the trend in traffic accidents and persons killed or injured in those accidents since 1948.

**Fig. 4-1-1-1 Traffic accidents: accidents occurred and persons killed/injured**

(1948-2022)



- Notes: 1. "Number of accidents" refer to the traffic accidents that occurred on the "road" as defined in Article 2, paragraph (1), item (i) of the Road Traffic Act, and the numbers since 1966 are limited to fatal/injurious accidents.  
 2. Numbers for "number of accidents" and "number of persons injured" before 1959 do not include accidents that resulted either in an injury requiring a week or less for recovery, or property damage of 20,000 yen or less.  
 3. "Number of persons killed" accounts for those who died within 24 hours after the accident.

Source: The Traffic Bureau, National Police Agency

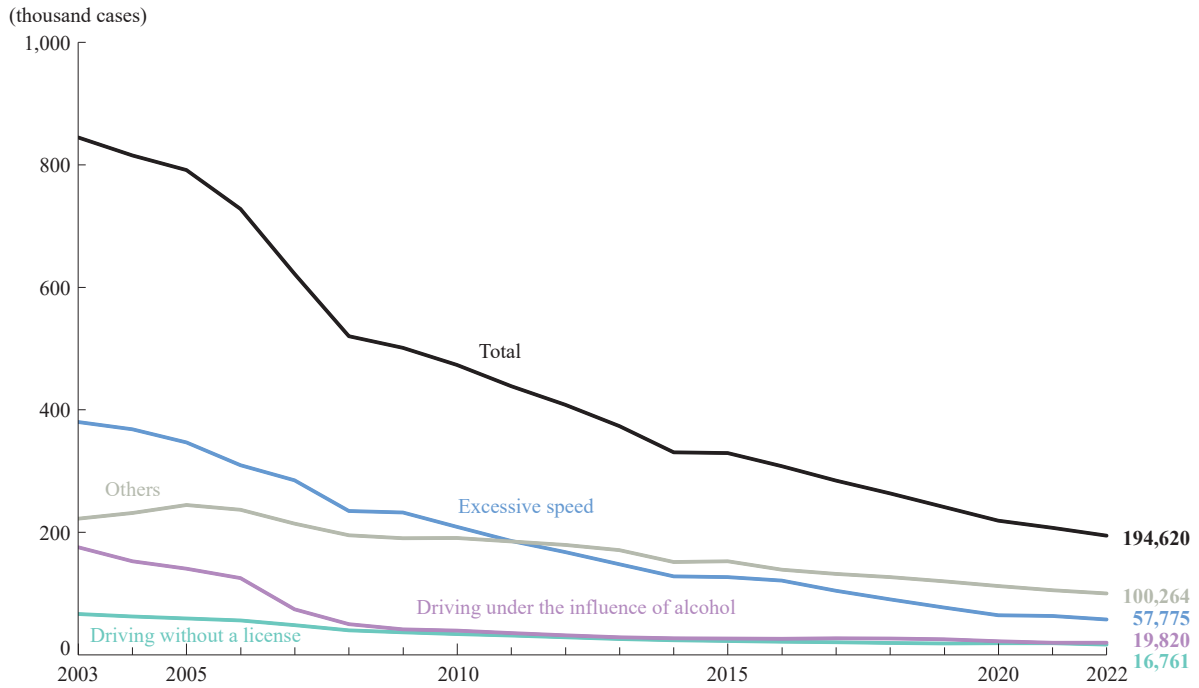


## Section 2 Road Traffic-related Violations

Fig. 4-1-2-1 shows the trend in cases referred to public prosecutors for road traffic-related violations.

**Fig. 4-1-2-1 Road traffic-related violations: referred cases**

(2003-2022)



Note: "Others" include violations by light vehicles.  
Source: The Traffic Bureau, National Police Agency

Part  
4

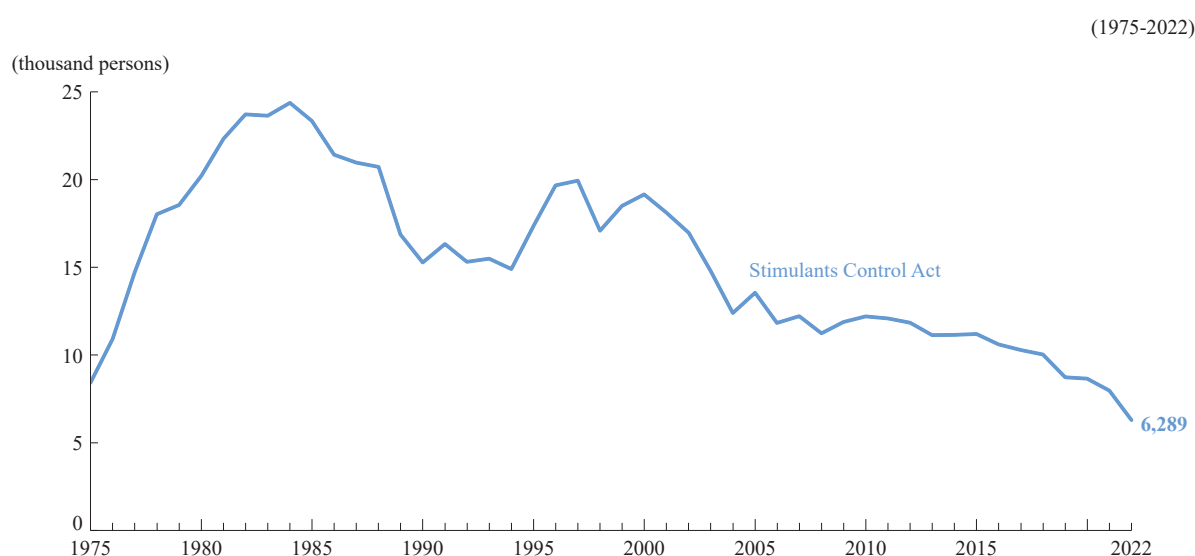
## Chapter 2 Drug Offenses

### Section 1 Trends in Offenses

#### 1 Stimulants Control Act violations

Fig. 4-2-1-1 shows the trend in the number of persons cleared for violations of the **Stimulants Control Act** (Act No. 252 of 1951) (including violations of the Act Concerning Special Provisions for the Narcotics and Psychotropics Control Act, etc. and Other Matters for the prevention of Activities Encouraging Illicit Conducts and Other Activities Involving Controlled Substances through International Cooperation) (including those cleared by special judicial police officers) since 1975.

Fig. 4-2-1-1 Violations of Stimulants Control Act: cleared persons



Notes: 1. Numbers include persons cleared for violations of the Act on Special Provisions for Narcotics concerning stimulants.

2. Numbers include persons cleared by officials of law enforcement agencies other than the police.

Source: The Pharmaceutical Safety and Environmental Health Bureau, Ministry of Health, Labour and Welfare (for data from 2016)

The Cabinet Office (for data from 2008 up to 2015)

The Pharmaceutical and Food Safety Bureau, Ministry of Health, Labour and Welfare (for data up to 2007)

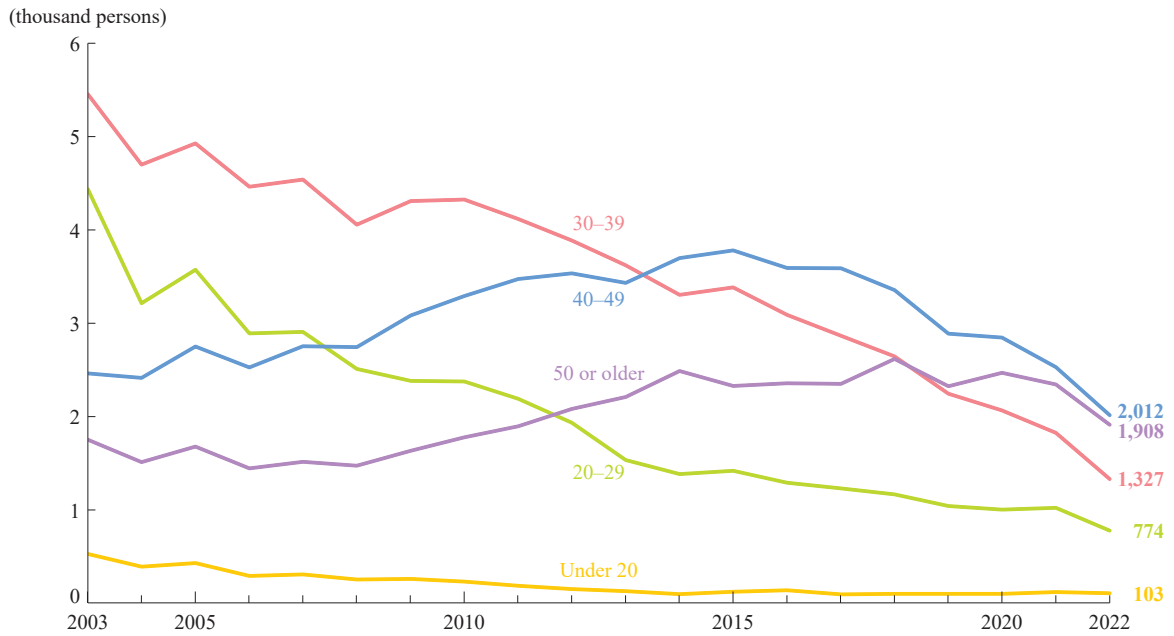
The Criminal Affairs Bureau, National Police Agency (for data up to 2007)

The Guard and Rescue Department, Japan Coast Guard (for data up to 2007)

Fig. 4-2-1-2 shows the number of persons cleared (limited to those cleared by the police) for violations of the Stimulants Control Act by age group.

**Fig. 4-2-1-2 Violations of Stimulants Control Act: cleared persons by age group**

(2003-2022)



Notes: 1. Numbers are based on the age at the time of the offense.

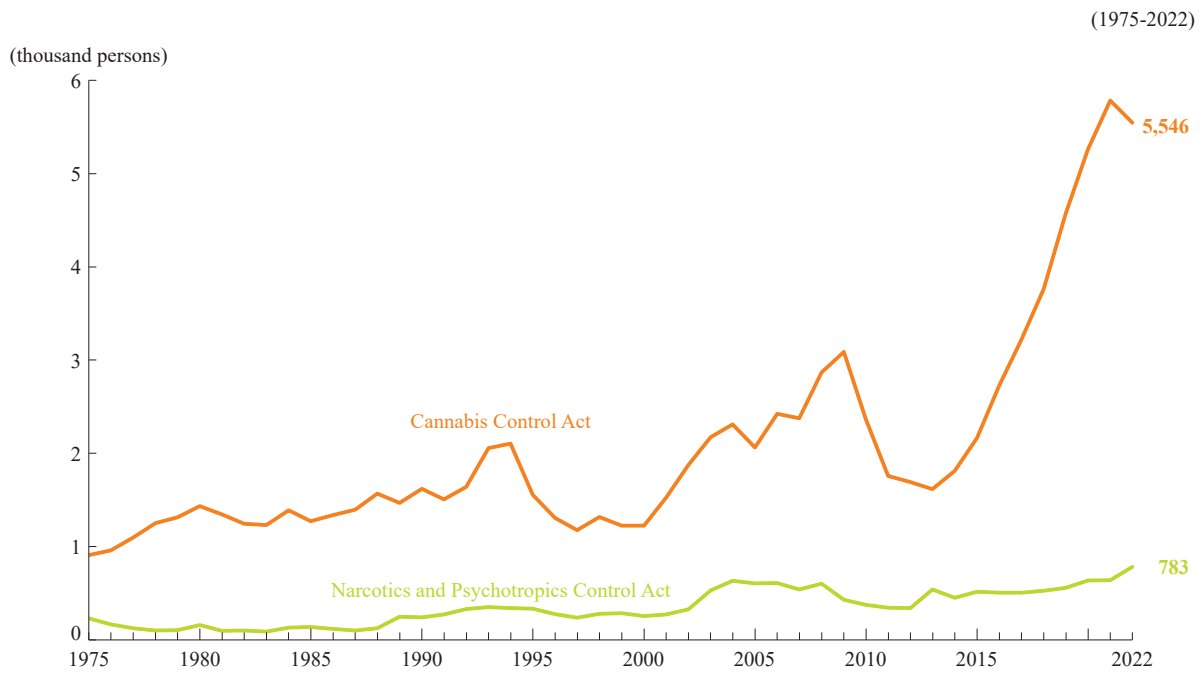
2. Numbers include persons cleared for violations of the Act on Special Provisions for Narcotics concerning stimulants and do not include persons cleared by officials of law enforcement agencies other than the police.

Source: The Criminal Affairs Bureau, National Police Agency

## 2 Cannabis and other drug-related offenses

Fig. 4-2-1-3 shows the trend in the number of persons cleared for violations of the **Cannabis Control Act** (Act No. 124 of 1948) and **Narcotics and Psychotropics Control Act** (Act No. 14 of 1953) (including those cleared by special judicial police officers) since 1975.

**Fig. 4-2-1-3 Violations of Cannabis Control Act and Narcotics and Psychotropics Control Act: cleared persons by type of offense**



Notes: 1. Numbers include persons cleared for violations of the Act on Special Provisions for Narcotics pertaining to cannabis and narcotic and psychotropic drugs.

2. Numbers include persons cleared by officials of law enforcement agencies other than the police.

3. "Cannabis Control Act" includes persons cleared for cannabis liquid.

Source: The Pharmaceutical Safety and Environmental Health Bureau, Ministry of Health, Labour and Welfare (for data from 2016)

The Cabinet Office (for data from 2008 up to 2015)

The Pharmaceutical and Food Safety Bureau, Ministry of Health, Labour and Welfare (for data up to 2007)

The Criminal Investigation Bureau, National Police Agency (for data up to 2007)

The Guard and Rescue Department, Japan Coast Guard (for data up to 2007)

### 3 Offenses related to new psychoactive substance

Table 4-2-1-4 shows the trend in the number of persons cleared (limited to those cleared by the police) for offenses related to **New Psychoactive Substances** (substances produced to have chemical structure and pharmacological effects similar to controlled substances (stimulants, cannabis, narcotics and psychotropics, opium and opium poppies) or designated substances (designation under Article 2, Paragraph (15) of the Act on Securing Quality, Efficacy and Safety of Products Including Pharmaceuticals and Medical Devices (Act No. 145 of 1960)); they include substances falsely presented as not containing controlled/designated substances), by type of law and regulation.

**Table 4-2-1-4 New psychoactive substances: cleared persons by type of regulation**

(2018-2022)

Applied regulations	2018	2019	2020	2021	2022
Total	396	182	150	145	279
Pharmaceuticals and Medical Devices Act (Pharmaceutical Affairs Act)	346	165	131	111	242
Narcotics and Psychotropics Control Act	48	17	19	34	37
Traffic offenses	1	-	-	-	-
Others	1	-	-	-	-

Notes: 1. Numbers do not include persons cleared by officials of law enforcement agencies other than the police.

2. Persons cleared for more than one offense are counted only for the most severe offense.

3. "New psychoactive substances (NPSs)" refer to substances produced to have chemical structure and pharmacological effects similar to controlled substances (stimulants, cannabis, narcotics/psychotropics, opium and opium poppies) or designated substances (designation under Article 2, paragraph (15) of the Act on Securing Quality, Efficacy and Safety of Products Including Pharmaceuticals and Medical Devices (Act No. 145 of 1960; hereinafter referred to as "Pharmaceuticals and Medical Devices Act"). They include substances falsely presented as not containing controlled/designated substances.

4. "Pharmaceuticals and Medical Devices Act (Pharmaceutical Affairs Act)" accounts for the offenses only if designated substances are detected from the NPSs relevant to the offense.

5. "Narcotics and Psychotropics Control Act" accounts for the offenses only if narcotics are detected from the NPSs relevant to the offense.

6. "Traffic offenses" refer to offenses of dangerous driving causing death or injury, negligent driving offenses causing death or injury and violations of the Road Traffic Act.

7. "Others" include violations of prefectural ordinances on drug abuse prevention, etc.

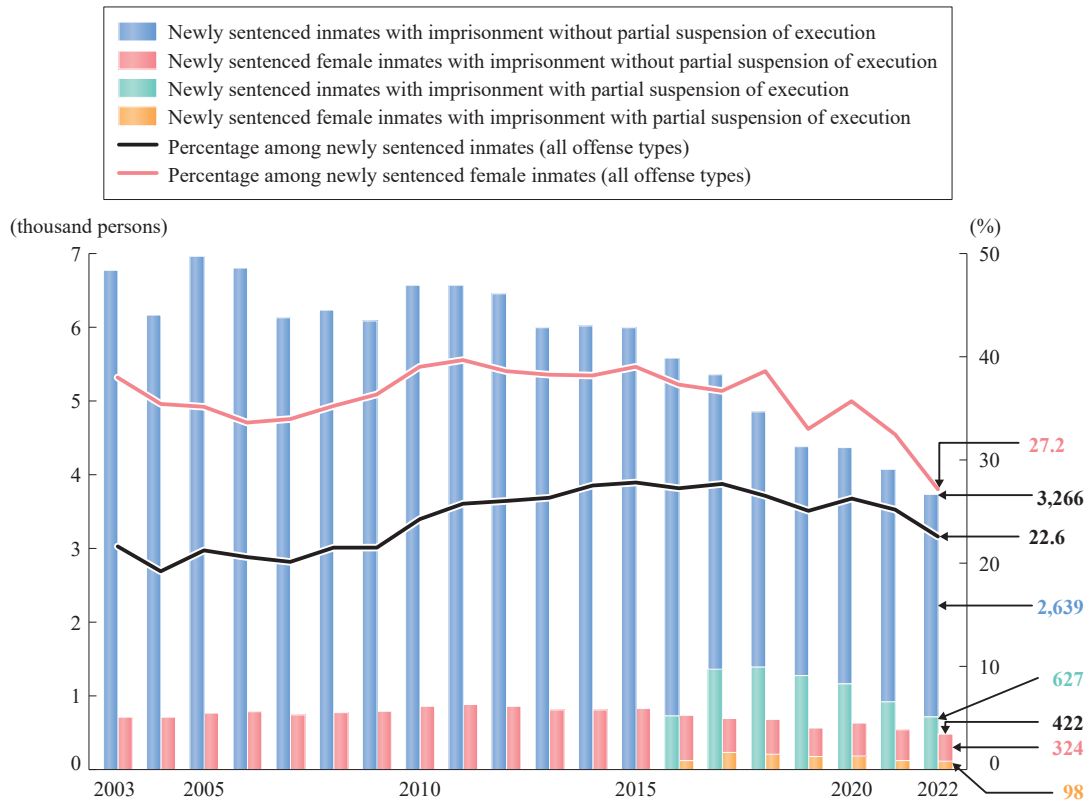
Source: The Criminal Affairs Bureau, National Police Agency

## Section 2 Treatment of Drug Offenders

Fig. 4-2-2-1 shows the trend in the number of newly sentenced inmates for violations of the Stimulants Control Act.

**Fig. 4-2-2-1 Violations of Stimulants Control Act: newly sentenced inmates**

(2003-2022)



Note: "Newly sentenced (female) inmates with imprisonment with partial suspension of execution" have been recorded since 2016, with the commencement of the partial suspension of execution of sentence system.

Source: Annual Report of Statistics on Correction

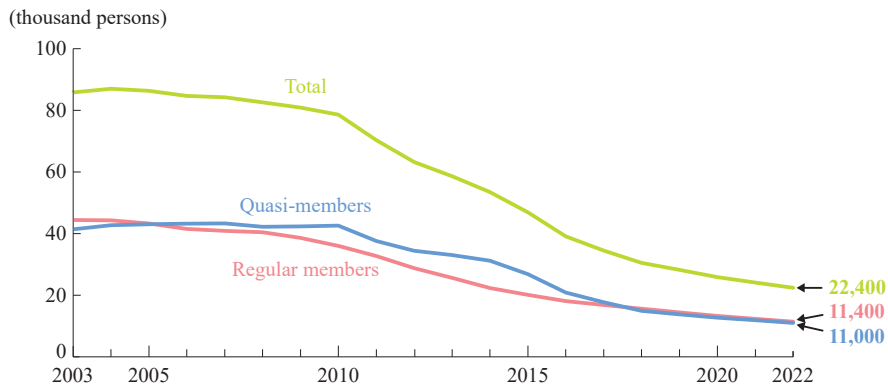
# Chapter 3 Organized Crime

## Section 1 Trends in Organized Crime Groups

Fig. 4-3-1-1 shows the trend in the number of members and quasi-members of organized crime groups identified as *Boryokudan*.

Fig. 4-3-1-1 Members/quasi-members of *Boryokudan*

(2003-2022)



Notes: 1. "Total" may not be the exact sum of "regular members" and "quasi-members" because numbers are rough estimates of year-end members.

2. "Quasi-members" refer to persons who are associated with *Boryokudan* and may commit illegal and/or violent acts backed by power of a group, or those who cooperate with or are involved in maintenance/management of the group by providing funding.

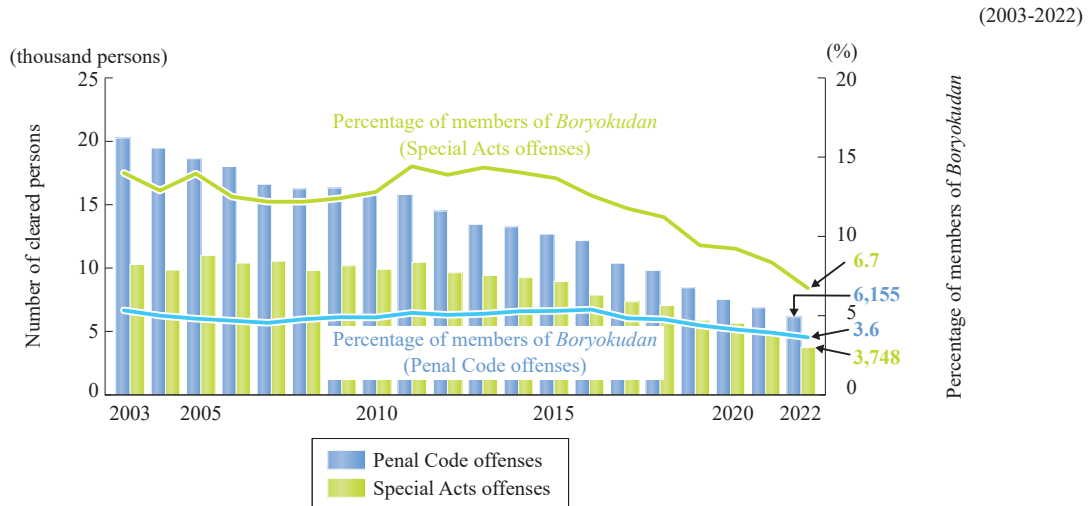
Source: The Criminal Affairs Bureau, National Police Agency



## Section 2 Trends in Offenses

Fig. 4-3-2-1 shows the trend in the number of *Boryokudan* members, etc. cleared for Penal Code offenses and Special Acts offenses (excluding violations of traffic-related Acts).

**Fig. 4-3-2-1 Members of *Boryokudan* cleared (Penal Code offenses/Special Acts offenses)**



- Notes: 1. The number of *Boryokudan* members cleared for Special Acts offenses excludes violations of traffic-related Acts.  
 2. “Members of *Boryokudan*” refer to members or quasi-members of *Boryokudan* and others around them.  
 3. “Percentage of members of *Boryokudan*” refers to the percentage of members of *Boryokudan* among the total number of cleared persons.
- Source: Criminal Statistics of the National Police Agency

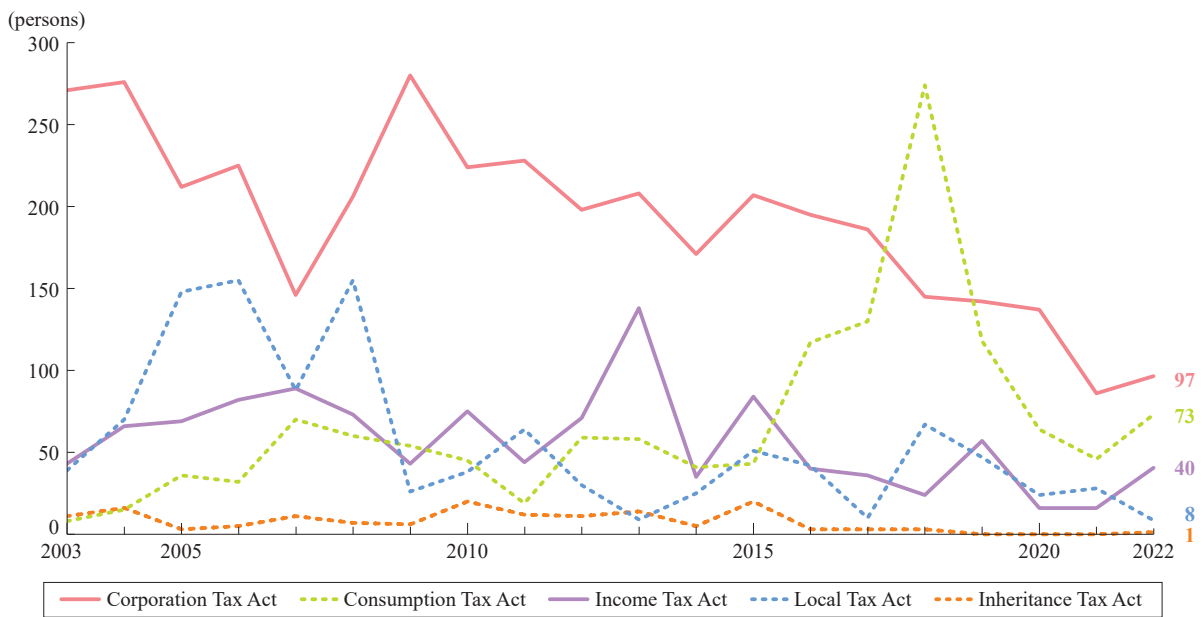
# Chapter 4 Financial and Economic Offenses

## Section 1 Tax-related Offenses

Fig. 4-4-1-1 shows the trends in the number of persons received by public prosecutors for violations of the **Inheritance Tax Act** (Act No. 73 of 1950), the **Local Tax Act** (Act No. 226 of 1950), the **Income Tax Act** (Act No. 33 of 1965), the **Corporation Tax Act** (Act No. 34 of 1965), and the **Consumption Tax Act** (Act No. 108 of 1988).

**Fig. 4-4-1-1 Tax violations: persons received by public prosecutors**

(2003-2022)

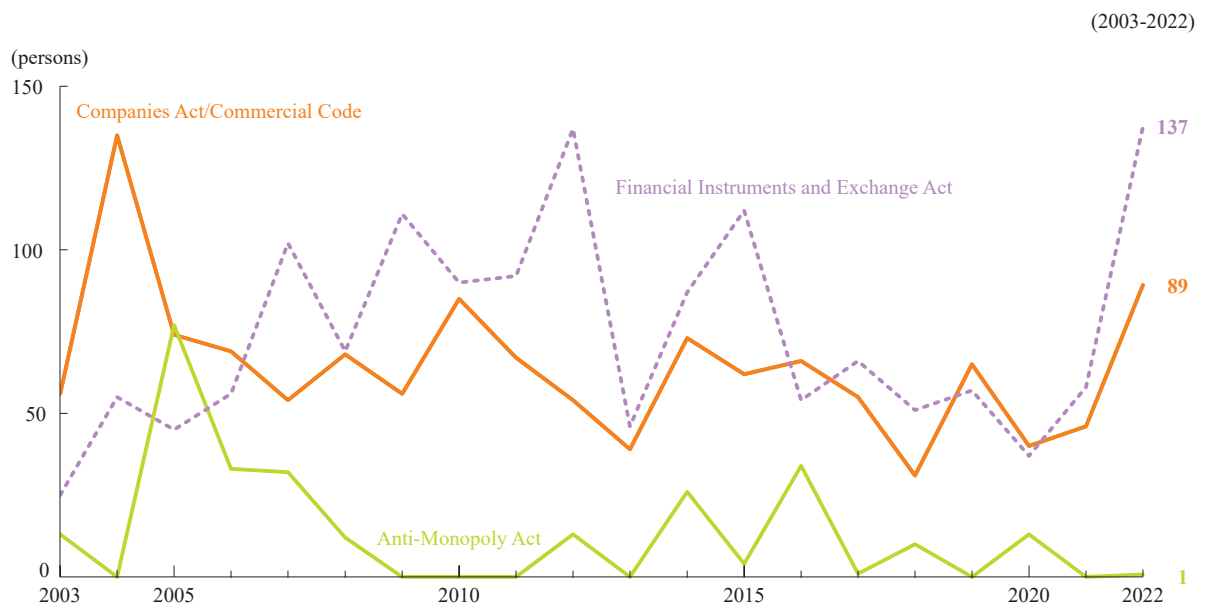


Source: Annual Report of Statistics on Prosecution

## Section 2 Economic Offenses

Fig. 4-4-2-1 shows the trend in the number of persons received by public prosecutors for violations of the **Companies Act** (Act No. 86 of 2005)/**Commercial Code** (Act No. 48 of 1899, prior to its amendment by Act No. 87 of 2005), the **Act on Prohibition of Private Monopolization and Maintenance of Fair Trade** (Act No. 54 of 1947; hereinafter referred to as the “Anti-Monopoly Act”), and the **Financial Instruments and Exchange Act** (Act No. 25 of 1948; the Act was titled “**Securities and Exchange Act**” prior to its amendment on September 30, 2007).

**Fig. 4-4-2-1 Violations of Companies Act/Commercial Code, etc.: persons received by public prosecutors**



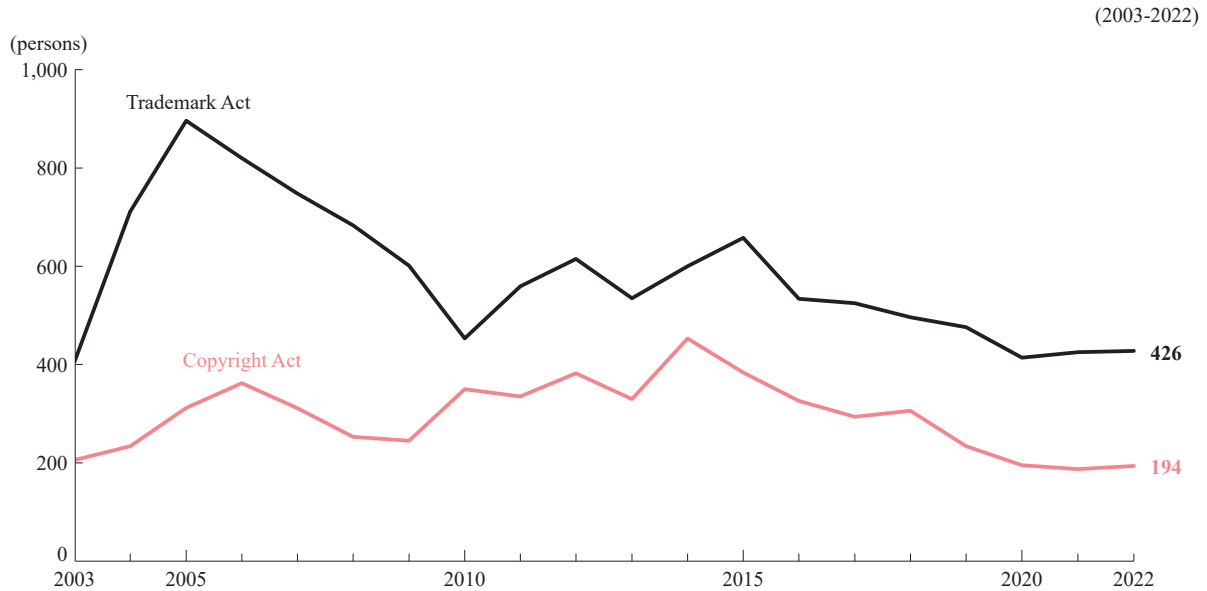
Note: “Companies Act/Commercial Code” refers to violations of the Companies Act (Act No. 86 of 2005) and the Commercial Code (Act No. 48 of 1899) prior to its amendment by Act No. 87 of 2005.

Source: Annual Report of Statistics on Prosecution

### Section 3 Intellectual Property-related Offenses

Fig. 4-4-3-1 shows the trend in the number of persons received by public prosecutors for violations of the Trademark Act (Act No. 127 of 1959) and the Copyright Act (Act No. 48 of 1970).

Fig. 4-4-3-1 Violations of Trademark Act and Copyright Act: persons received by public prosecutors

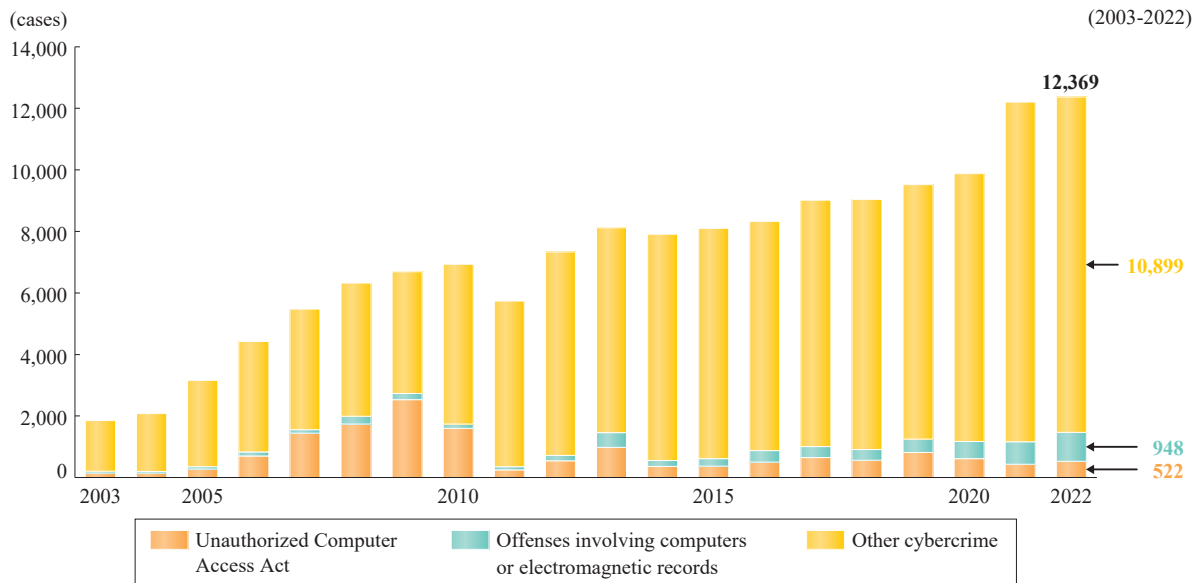


Source: Annual Report of Statistics on Prosecution

## Chapter 5 Cybercrime

Fig. 4-5-1 shows the trend in the number of cleared cases of cybercrimes (violations of the **Act on Prohibition of Unauthorized Computer Access** (Act No. 128 of 1999), offenses involving computers or electromagnetic records, and other offenses using computer networks as vital tools of the crime).

**Fig. 4-5-1 Cybercrime: cleared cases**



Notes: 1. "Offenses involving computers or electromagnetic records" refer to unauthorized creation or damaging of electromagnetic records (including unauthorized creation of electromagnetic records of payment cards), obstruction of business by damaging a computer, computer fraud and offenses provided in Part II, Chapter XIX-2 of the Penal Code.

2. "Other cybercrime" includes cybercrime among offenses such as fraud, the violation of the Act against Child Prostitution and Pornography, etc.

Source: Cyber Affairs Bureau, National Police Agency

**Table 4-5-2** shows the trend in the number of cleared cases for offenses involving computers or electromagnetic records (unauthorized creation or damaging of electromagnetic records, obstruction of business by damaging a computer, computer fraud, and creation of unauthorized commands for electromagnetic records, etc.), violation of the Act on Prohibition of Unauthorized Computer Access, etc.

**Table 4-5-2 Offenses involving computers or electromagnetic records, etc.: cleared cases**

(2018-2022)

Year	Offenses involving computers or electromagnetic records					Crimes related to electromagnetic records of payment cards	Unauthorized Computer Access Act
	Offenses involving computers or electromagnetic records	Unauthorized creation or damaging of electromagnetic records	Obstruction of business by damaging a computer	Computer fraud	Making of electromagnetic records containing unauthorized commands		
2018	349	84	9	188	68	405	564
2019	436	83	12	325	16	286	816
2020	563	15	17	511	20	91	609
2021	729	14	13	692	10	61	429
2022	948	12	11	918	7	-	522

Notes: 1. "Unauthorized creation or damaging of electromagnetic records" includes cleared cases of the unauthorized creation of electromagnetic records of payment cards which are also part of numbers for "Crimes related to electromagnetic records of payment cards".

2. "Making of electromagnetic records containing unauthorized commands" refers to offenses provided in Part II, Chapter XIX-2 of the Penal Code.

Source: Criminal Statistics of the National Police Agency  
Cyber Affairs Bureau, National Police Agency

**Table 4-5-3** shows the trend in the number of cleared cases for cybercrimes other than violations of the Act on Prohibition of Unauthorized Computer Access Act and offenses involving computers or electromagnetic records such as fraud, violations of the **Act on Regulation and Punishment of Acts Relating to Child Prostitution and Child Pornography, and the Protection of Children** (Act No. 52 of 1999; hereinafter referred to as “**Act against Child Prostitution and Pornography**”), and other offenses using computer networks as vital tools of the crime.

**Table 4-5-3 Other cybercrime: cleared cases (by type of offense)**

(2018-2022)					
Category	2018	2019	2020	2021	2022
Total	8,127	8,267	8,703	11,051	10,899
Fraud	972	977	1,297	3,457	3,304
Intimidation	310	349	408	387	410
Defamation	240	230	291	315	286
Distribution of obscene objects	793	792	803	859	782
Act against Child Prostitution and Child Pornography	2,057	2,281	2,015	2,009	2,113
Child prostitution	672	706	577	544	553
Possession and Provision of Child Pornography, etc.	1,385	1,575	1,438	1,465	1,560
Youth Protection Ordinances	926	1,038	1,013	952	781
Trademark Act	375	327	306	344	297
Copyright Act	691	451	363	...	...
Anti-Stalking Act	269	325	347	325	364
Act on Prevention of Transfer of Criminal Proceeds	...	...	...	350	584
Others	1,494	1,497	1,860	2,053	1,978

Notes: 1. “Others” include violations of the Copyright Act (since 2021), the Act on Prevention of Transfer of Criminal Proceeds (up to 2020) and the Anti-Prostitution Act.

Source: Cyber Affairs Bureau, National Police Agency



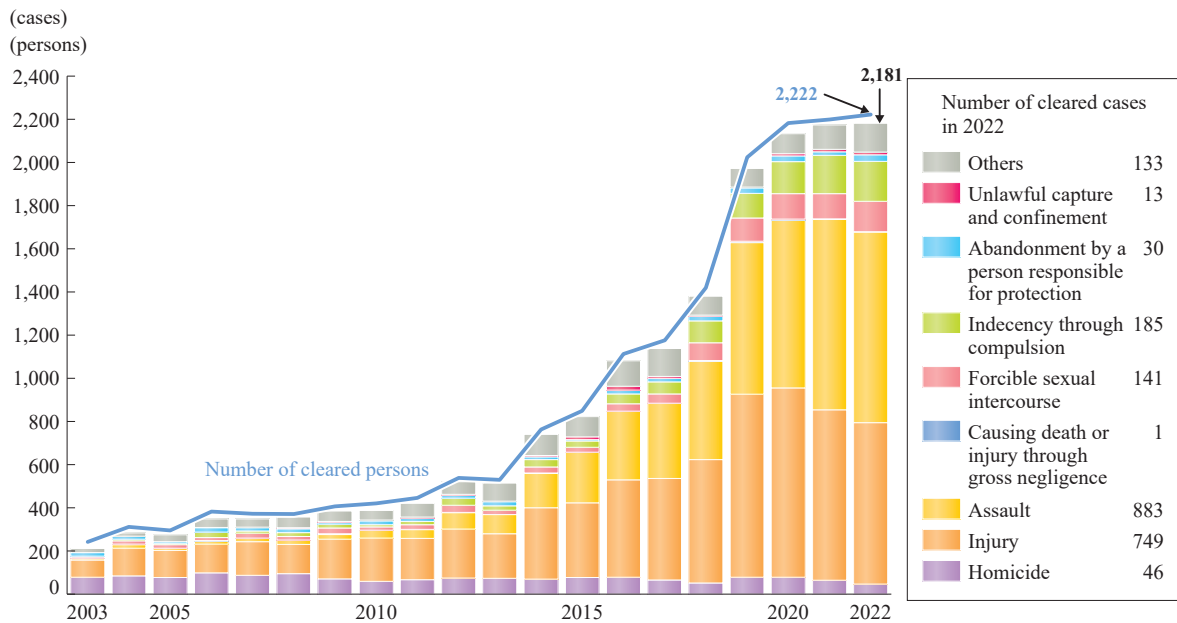
# Chapter 6 Child Abuse, Spousal Violence and Stalking-related Crimes

## Section 1 Child Abuse

Fig. 4-6-1-1 shows the trend in the number of cleared cases and cleared persons for child abuse cases (cases cleared for “child abuse” defined in Article 2 of the Act on the Prevention, etc. of Child Abuse (Act No. 82 of 2000)), by type of offense.

Fig. 4-6-1-1 Child abuse: cases/persons cleared by type of offense

(2003-2022)



Notes: 1. “Homicide” includes murder suicide and offenses committed by a person immediately after giving birth.  
 2. “Abandonment by a person responsible for protection” and “causing death or injury through gross negligence” include offenses committed by a person immediately after giving birth.  
 3. “Injury” and “assault” do not include offenses that aggravate the punishment as prescribed in the Act on Punishment of Physical Violence and Others.  
 4. “Others” include kidnapping of minors, and violations of the Child Welfare Act and the Act against Child Prostitution and Child Pornography.

Source: The Community Safety Bureau, National Police Agency



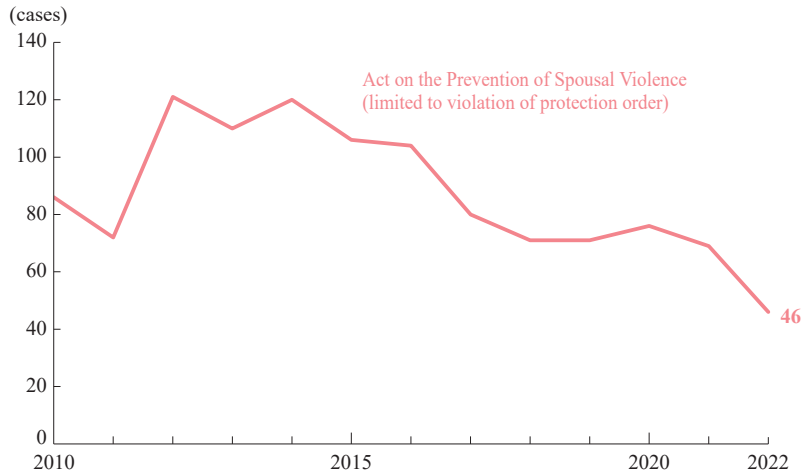
## Section 2 Spousal Violence

Fig. 4-6-2-1 shows the trend in the number of cleared cases for spousal violence since 2010.

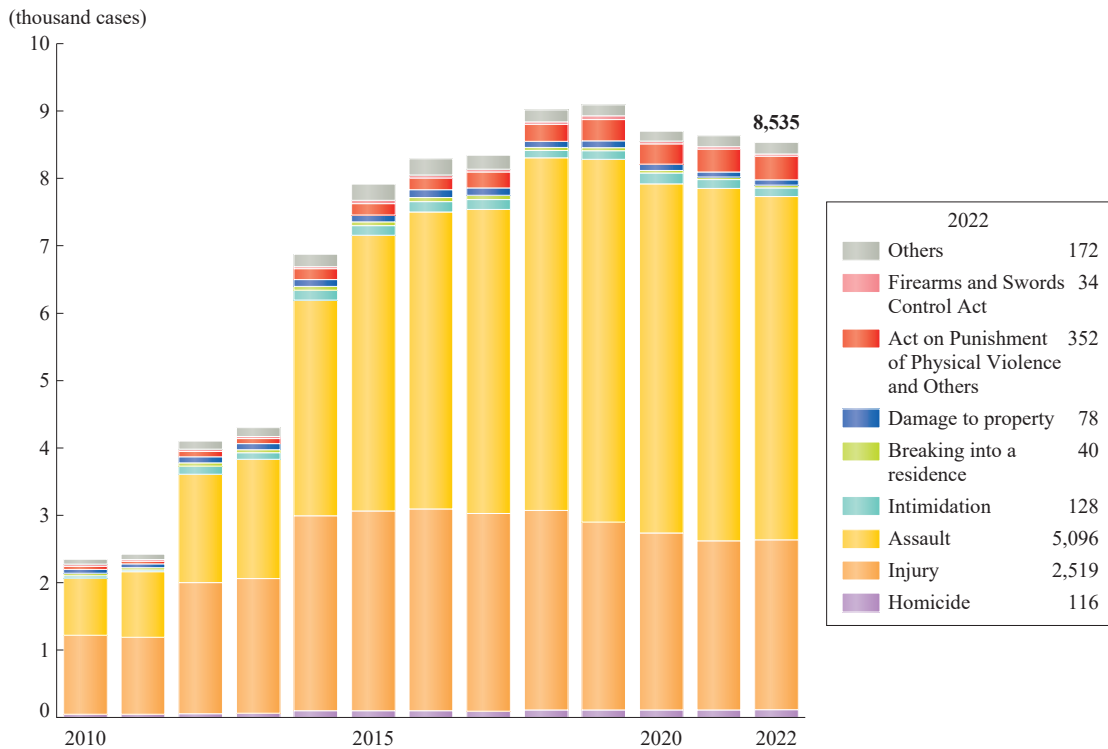
**Fig. 4-6-2-1 Domestic violence: cleared cases by type of offense**

(2010-2022)

[1] Act on the Prevention of Spousal Violence (limited to violation of protection order)



[2] Other laws



- Notes: 1. “[1]Act on the Prevention of Spousal Violence (limited to violation of protection order)” accounts for every case cleared for violations of protection orders under the provision of the Act on the Prevention of Spousal Violence when a person was cleared for other offenses as well and it is not the offense with the heaviest statutory penalty.
2. “[2]Other laws” account for cases cleared for Penal Code offenses and Special Acts offenses excluding violations of the Act on the Prevention of Spousal Violence. When a person was cleared for multiple offenses, the person is only counted in the offense with the heaviest statutory penalty.
3. “[2]Other laws” include attempts if attempts are provided by law.
4. “Injury”, “assault”, “intimidation” and “damage to property” do not include offenses that aggravate the punishment as prescribed in the Act on Punishment of Physical Violence and Others.
5. “Others” include obstruction of performance of public duty, unlawful capture and confinement, etc.

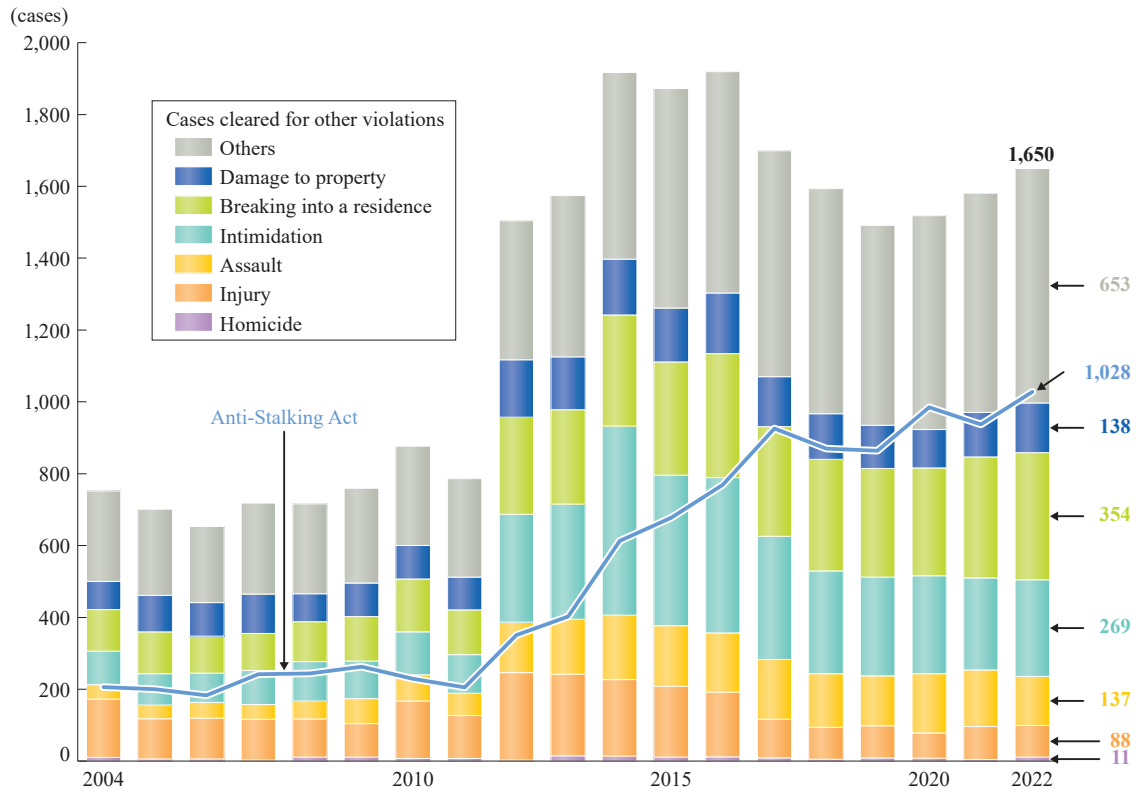
Source: The Community Safety Bureau, National Police Agency

### Section 3 Stalking-related Crimes

Fig. 4-6-3-1 shows the trend in the number of cleared cases for stalking-related offenses by type of offense.

**Fig. 4-6-3-1 Stalking: cleared cases by type of offense**

(2004-2022)



- Notes:
1. Numbers are based on data in and after 2004 for which statistical materials are available.
  2. The “Anti-Stalking Act” accounts for every case cleared for violations of the Anti-Stalking Act, even when a person was cleared for other offenses as well and it is not the offense with the heaviest statutory penalty.
  3. “Cases cleared for other violations” account for cases cleared for Penal Code offenses and Special Acts offenses excluding Anti-Stalking Act violations. When a person was cleared for multiple offenses, the person is only counted in the offense with the heaviest statutory penalty.
  4. Numbers include attempts if attempts are provided by law.
  5. “Injury”, “assault”, “intimidation” and “damage to property” do not include offenses that aggravate the punishment as prescribed in the Act on Punishment of Physical Violence and Others.
  6. “Others” include violations of anti-nuisance ordinance, theft, indecency through compulsion, violations of the Firearms and Swords Control Act, etc.

Source: The Community Safety Bureau, National Police Agency

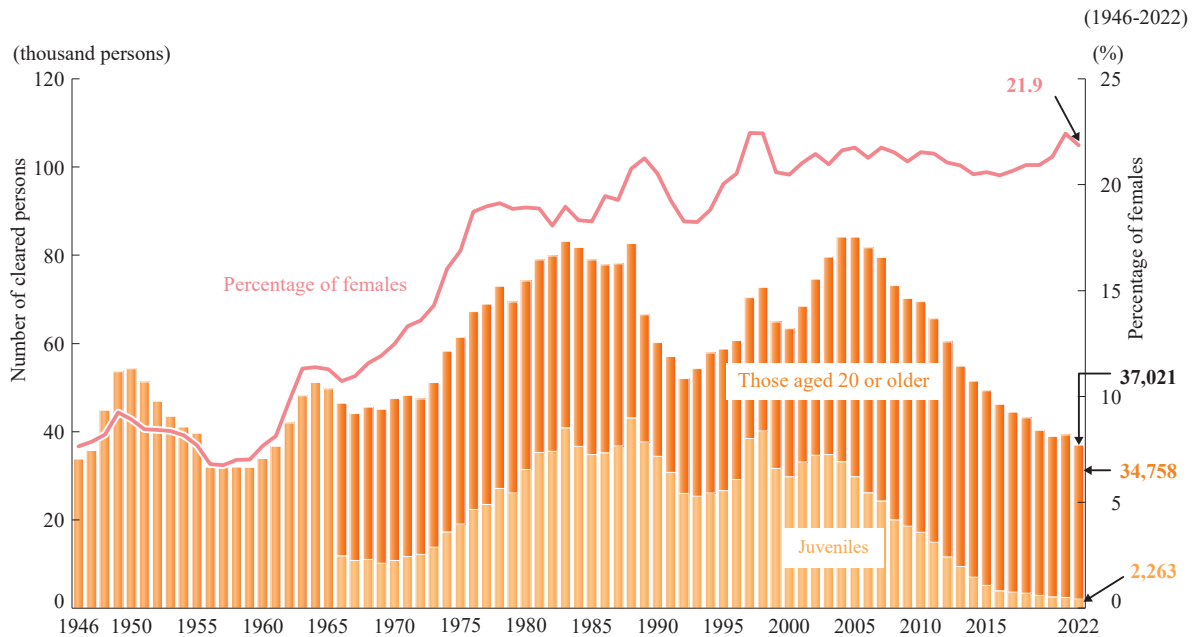
Part  
4

# Chapter 7 Offenses committed by Women

## Section 1 Trends in Offenses

Fig. 4-7-1-1 shows the trend in the number of females cleared for Penal Code offenses and the percentage of females since 1946.

**Fig. 4-7-1-1 Penal Code offenses (female): cleared persons and percentage of females**

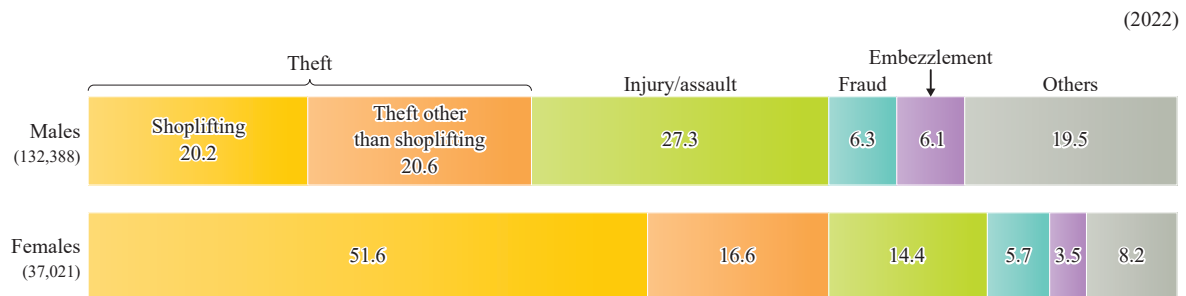


- Notes: 1. Numbers are based on the age at the time of the offense.
- 2. Numbers until 1955 include violations of laws and regulations of a criminal nature committed by juveniles under 14 years of age.
- 3. "Penal Code offenses" until 1965 do not include (gross) negligence in pursuit of social activities causing death or injury.
- 4. Numbers for "those aged 20 or older" and "juveniles" are presented in and after 1966, for which statistical materials are available.

Source: Criminal Statistics of the National Police Agency

Fig. 4-7-1-2 shows the composition by type of offense committed by persons cleared for Penal Code offenses in 2022, by male/female.

**Fig. 4-7-1-2 Penal Code offenses: composition by type of offense committed by cleared persons (male/female)**



- Notes: 1. "Embezzlement" includes embezzlement of lost property.
- 2. Numbers in parentheses indicate the actual number of persons.

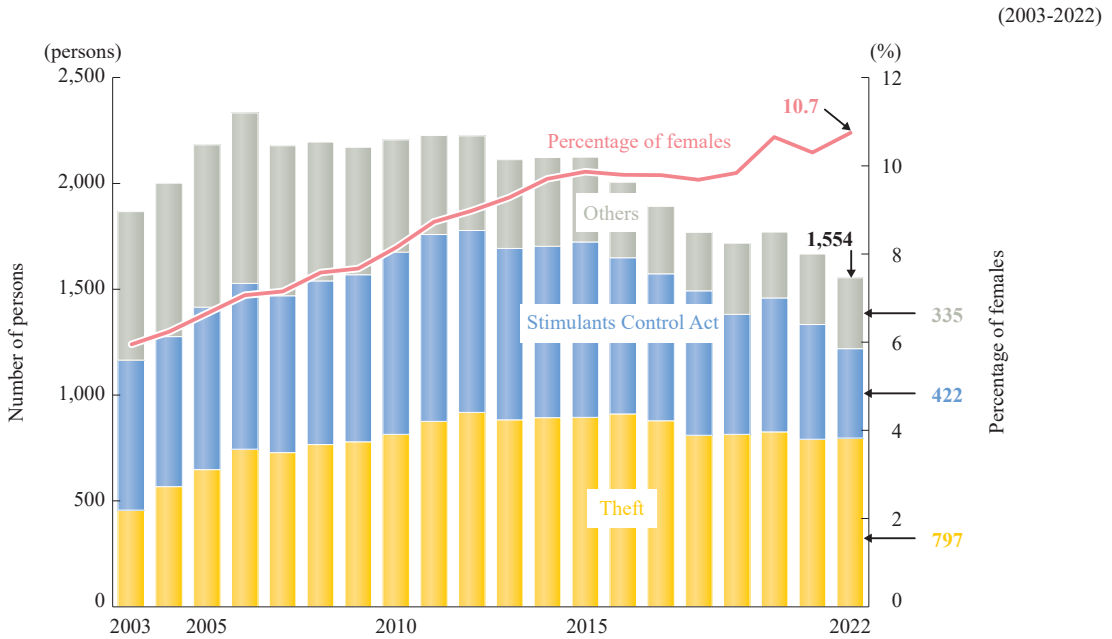
Source: Criminal Statistics of the National Police Agency



## Section 2 Treatment

Fig. 4-7-2-1 shows the number of newly sentenced female inmates by type of offense and the percentage of females among the total number of newly sentenced inmates.

**Fig. 4-7-2-1 Newly sentenced female inmates (by type of offense) and percentage of females**



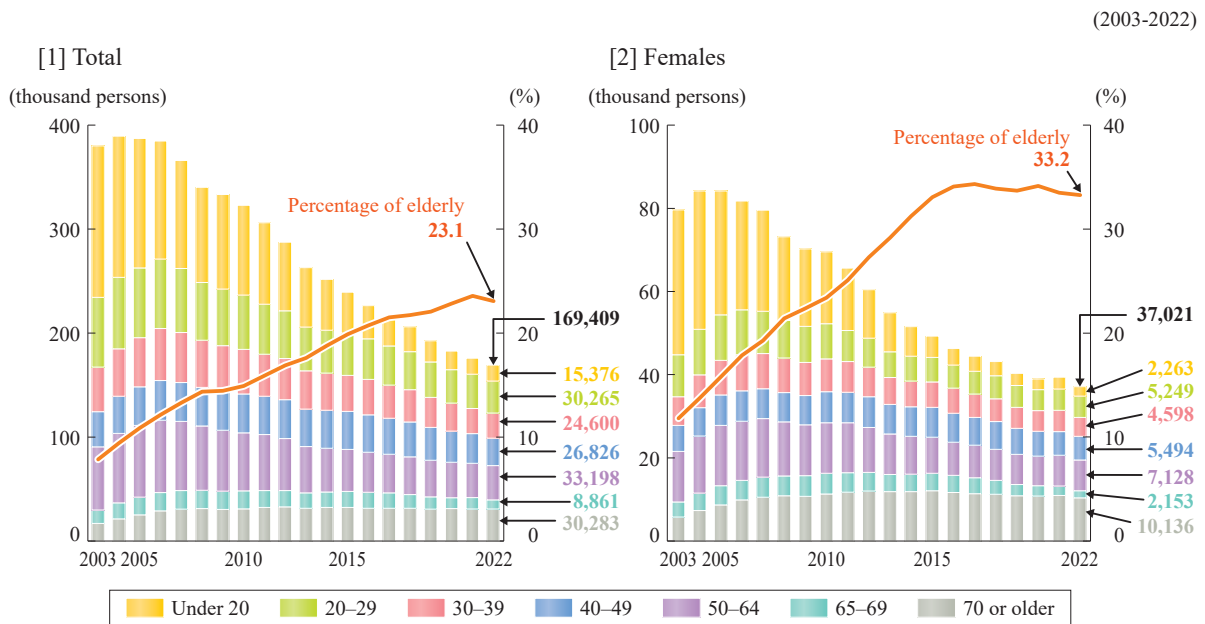
Source: Annual Report of Statistics on Correction

# Chapter 8 Offenses committed by the Elderly

## Section 1 Trends in Offenses

Fig. 4-8-1-1 shows the trend in the number of persons cleared for Penal Code offenses by age group and the percentage of elderly persons among the total number of persons cleared for Penal Code offenses, by total/female population.

**Fig. 4-8-1-1 Penal Code offenses: cleared persons by age group and percentage of elderly (total/female)**



Notes: 1. Numbers are based on the age at the time of the offense.

2. "Percentage of elderly" refers to the percentage of elderly (female) persons among the total number of (female) persons of all age groups cleared for Penal Code offenses.

Source: Criminal Statistics of the National Police Agency

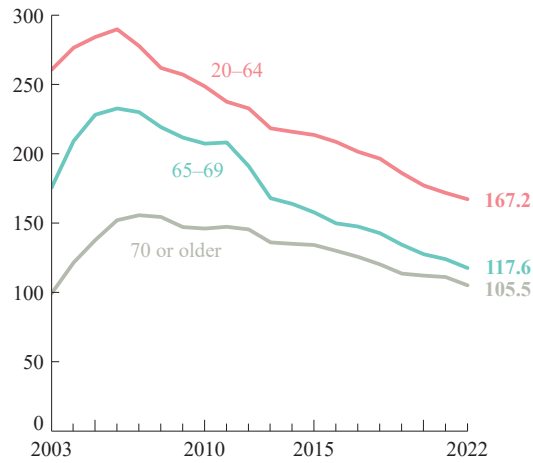


Fig. 4-8-1-2 shows the trend in the rate per population of persons cleared for Penal Code offenses by age group and by total/female population.

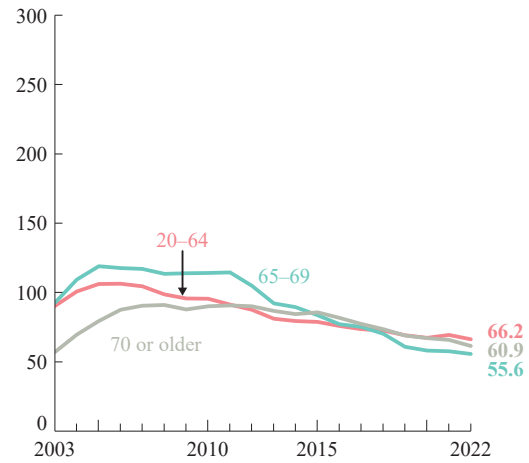
**Fig. 4-8-1-2 Penal Code offenses: rate per population of cleared persons by age group (total/female)**

(2003-2022)

[1] Total



[2] Females



Notes: 1. Numbers are based on the age at the time of the offense.

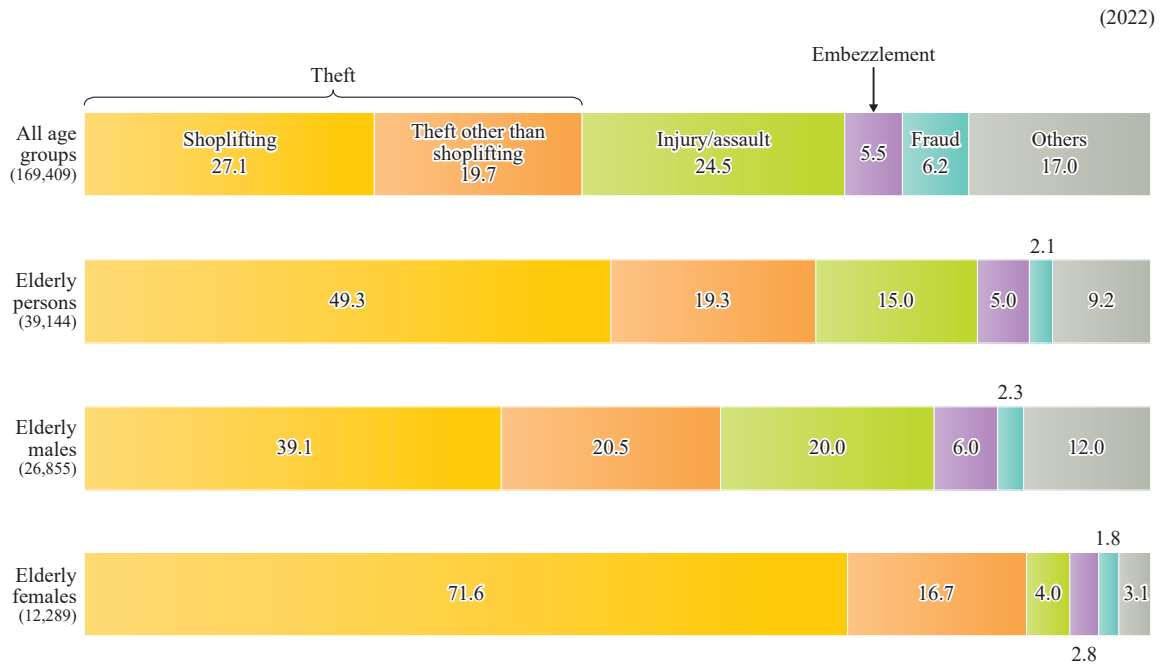
2. "Rate per population" refers to the number of persons cleared for Penal Code offenses per 100,000 general population of the respective age groups.

Source: Criminal Statistics of the National Police Agency

The Statistics Bureau, Ministry of Internal Affairs and Communications (population data)

Fig. 4-8-1-3 shows the composition by type of offense committed by elderly persons cleared for Penal Code offenses by male/female in 2022.

**Fig. 4-8-1-3 Penal Code offenses: composition by type of offense committed by cleared elderly persons (male/female)**



- Notes: 1. Numbers are based on the age at the time of the offense.  
 2. "Embezzlement" includes embezzlement of lost property.  
 3. Numbers in parentheses indicate the actual number of persons.

Source: Criminal Statistics of the National Police Agency

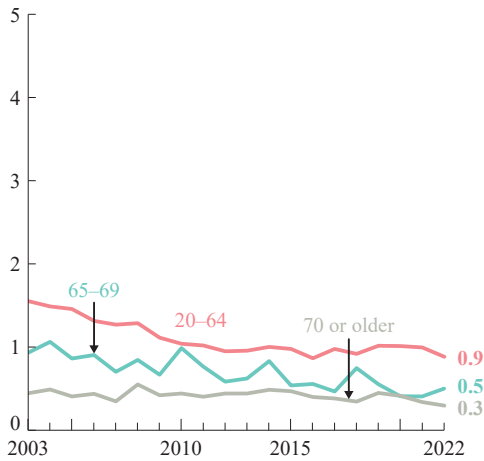


Fig. 4-8-1-4 shows the trend in the rate per population of persons cleared for Penal Code offenses by type of offense and by age group.

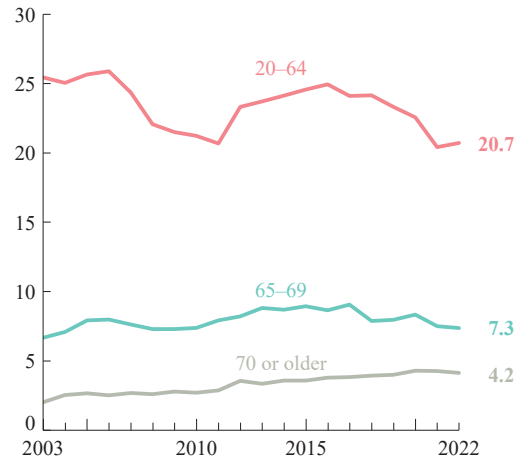
**Fig. 4-8-1-4 Penal Code offenses: rate per population of cleared persons by age group (by type of offense)**

(2003-2022)

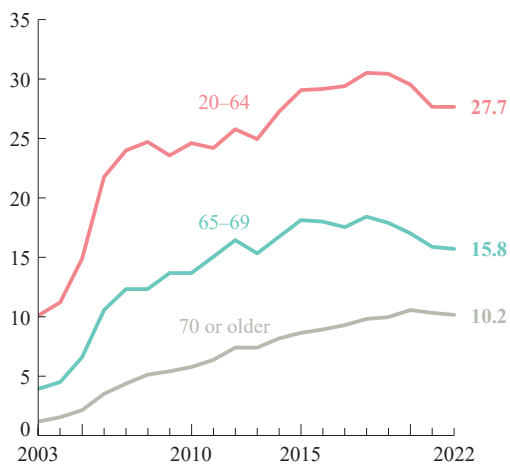
[1] Homicide



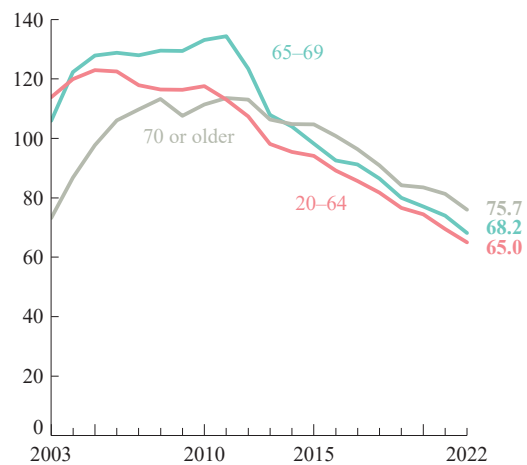
[2] Injury



[3] Assault



[4] Theft



Notes: 1. Numbers are based on the age at the time of the offense.

2. "Rate per population" refers to the number of cleared persons of each type of offense per 100,000 general population of the respective age groups.

Source: Criminal Statistics of the National Police Agency

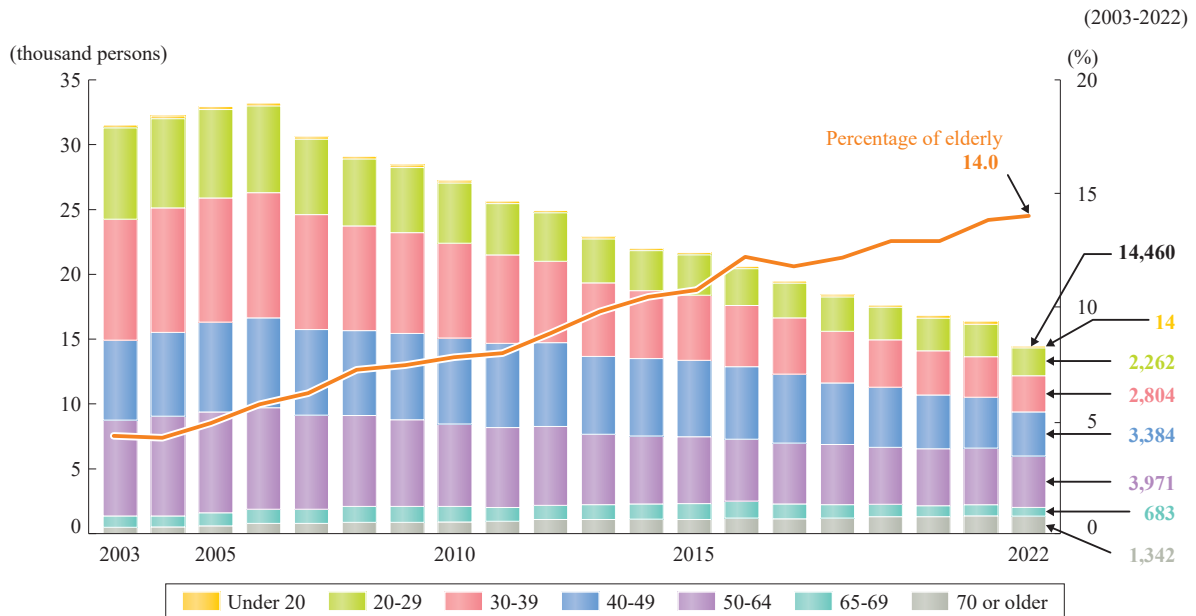
The Statistics Bureau, Ministry of Internal Affairs and Communications (population data)



## Section 2 Treatment

Fig. 4-8-2-1 shows the trend in newly sentenced inmates by age group and the percentage of newly sentenced elderly inmates among the total number of newly sentenced inmates.

**Fig. 4-8-2-1 Newly sentenced inmates (by age group) and percentage of elderly**



Notes: 1. Numbers are based on the age at the time of imprisonment. However, inmates sentenced at an age younger than 20 are categorized as the age at the time of judgement, even if they are aged 20 or older at the time of imprisonment.  
 2. "Percentage of elderly" refers to the percentage of newly sentenced elderly inmates among the total number of newly sentenced inmates.  
 Source: Annual Report of Statistics on Correction

# Chapter 9 Offenses committed by Foreign Nationals

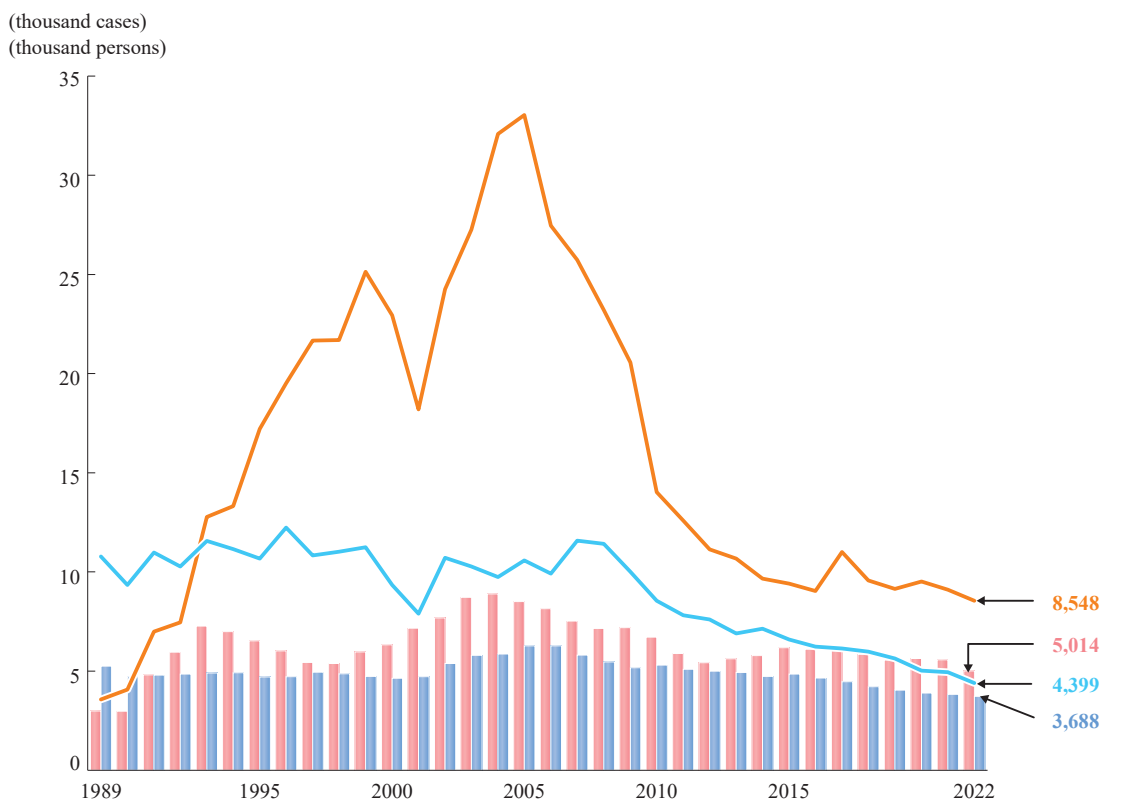
## Section 1 Trends in Offenses

### 1 Penal Code offenses

Fig. 4-9-1-1 shows the trend in the number of cases and persons cleared for Penal Code offenses committed by visiting and other foreign nationals.

**Fig. 4-9-1-1 Penal Code offenses committed by foreign nationals: cases/persons cleared**

(1989-2022)



Source: Criminal Statistics of the National Police Agency

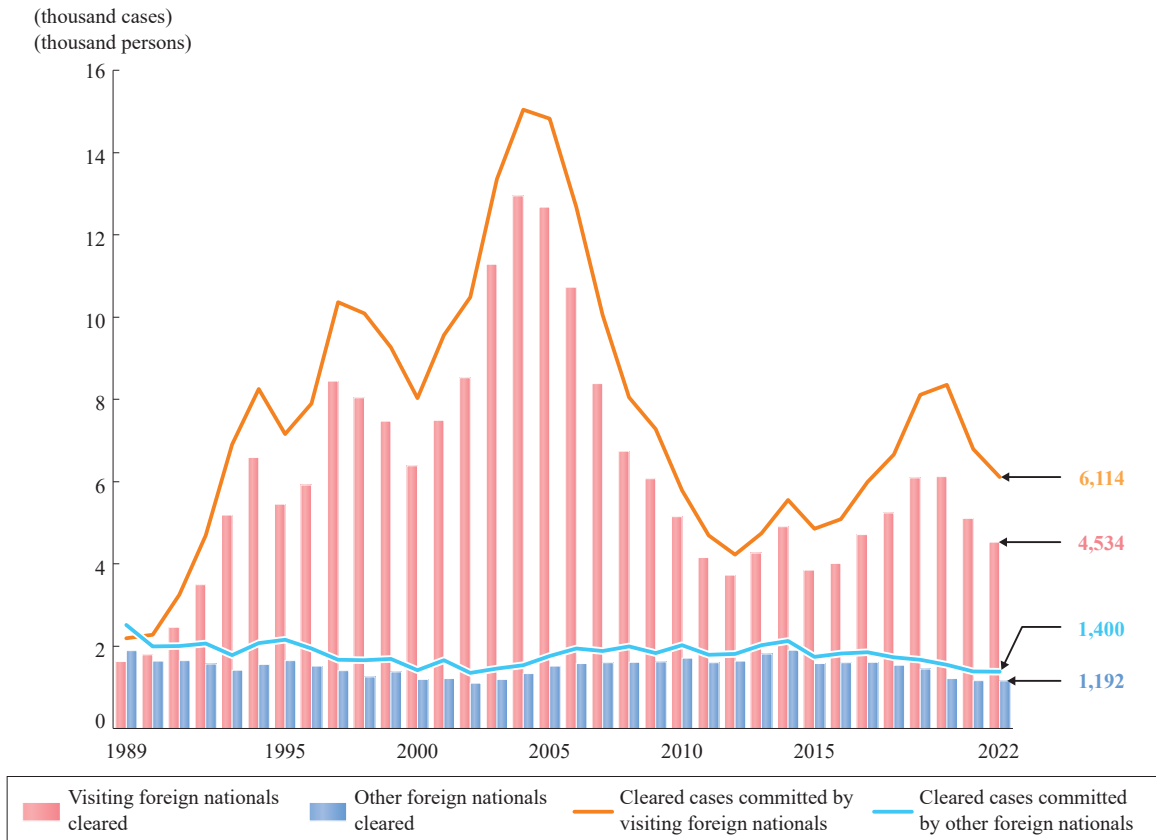
Part  
4

## 2 Special Acts offenses

Fig. 4-9-1-2 shows the trend in the number of cases and persons cleared for Special Acts offenses (excluding traffic-related Acts) committed by visiting and other foreign nationals.

**Fig. 4-9-1-2 Special Acts offenses committed by foreign nationals: cases/persons cleared**

(1989-2022)



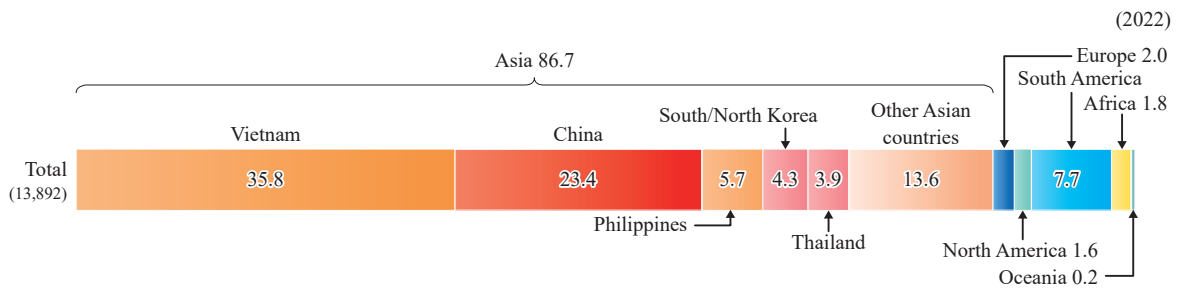
Note: Numbers exclude those cleared for violations of traffic-related Acts.  
Source: Criminal Statistics of the National Police Agency

## Section 2 Treatment

### 1 Prosecution

Fig. 4-9-2-1 shows the composition by nationality of visiting foreign nationals received by public prosecutors (excluding those who committed negligent driving causing death or injury and road-traffic violations) in 2022.

**Fig. 4-9-2-1 Visiting foreign nationals received by public prosecutors: composition by nationality**



- Notes: 1. Numbers do not include negligent driving offenses causing death or injury and road traffic-related violations.  
 2. Numbers include stateless persons but exclude persons whose nationality is unknown.  
 3. Numbers in parentheses indicate the actual number of persons.

Source: Annual Report of Statistics on Prosecutio

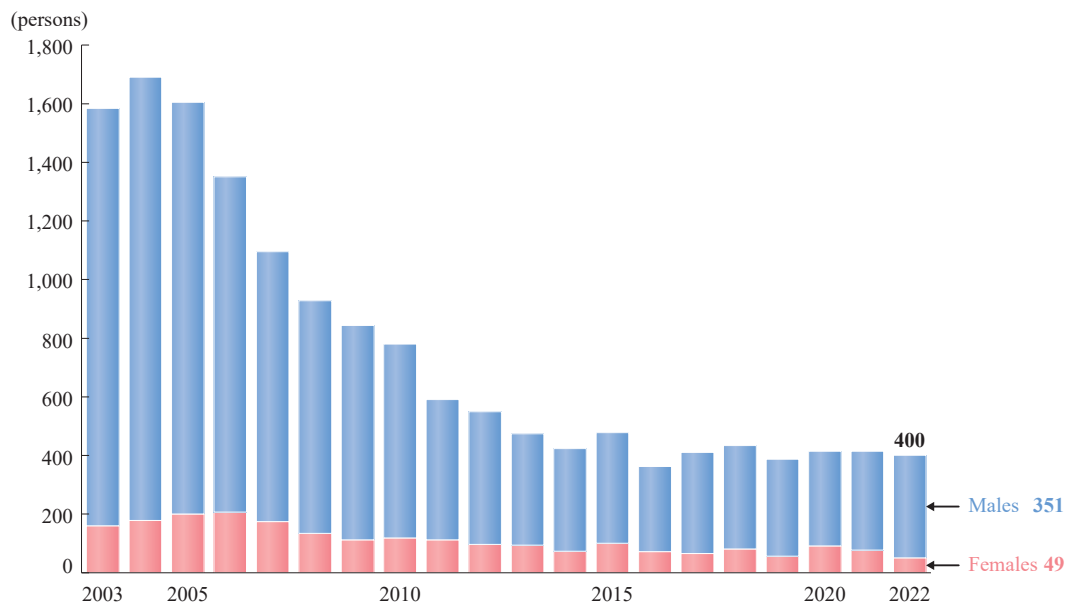
## 2 Corrections

The number of newly sentenced foreign national inmates was 687 in 2022 (Source: Annual Report of Statistics on Correction).

Sentenced inmates(including inmates who have Japanese nationality since April 2022) who require different treatment from that of Japanese sentenced inmates are categorized as F-class and provided with treatment in accordance with their culture and life style (See **Table 2-4-2-1**). **Fig. 4-9-2-2** shows the trend in the number of newly sentenced and F-class categorized inmates.

**Fig. 4-9-2-2 Newly sentenced and F-class categorized inmates (male/female)**

(2003-2022)



Source: Annual Report of Statistics on Correction

# Chapter 10 Offenses committed by Those with Mental Disorders

## Section 1 Trends in Offenses

Table 4-10-1-1 shows the number of persons with mental disorders or suspected mental disorders cleared for Penal Code offenses in 2022 and the percentage thereof among the total number of persons cleared for Penal Code offenses by type of offense.

**Table 4-10-1-1 Penal Code offenses committed by persons with mental disorders, etc.: cleared persons by type of offense**

(2022)

Category	Total	Homicide	Robbery	Arson	Forcible sexual intercourse/ Indecency through compulsion	Injury/ assault	Intimidation	Theft	Fraud	Others
Total cleared persons (A)	169,409	785	1,322	532	4,406	41,496	2,993	79,234	10,507	28,134
Persons with mental disorders, etc. (B)	1,344	49	16	67	33	446	76	251	26	380
Persons with mental disorders	1,039	29	13	55	25	350	67	180	20	300
Persons suspected to have mental disorders	305	20	3	12	8	96	9	71	6	80
B/A (%)	0.8	6.2	1.2	12.6	0.7	1.1	2.5	0.3	0.2	1.4

Note: "Persons with mental disorders, etc." refer to "persons with mental disorders" (persons with schizophrenia, acute intoxication or addiction to psychoactive substances, intellectual disabilities, personality disorders, or other mental disorders, who are diagnosed by a designated psychiatrist as a person to be subject to medical treatment or protection) or "persons suspected to have mental disorders" (persons to be notified to a prefectural governor under Article 23 of the Act on Mental Health and Welfare of Persons with Mental Disorders (Act No. 123 of 1950) other than persons with mental disorders).

Source: Criminal Statistics of the National Police Agency

## Section 2 Medical Care and Treatment System for Mentally Ill

The medical care and treatment system for the mentally ill covers, [1] a person who has committed a designated act (arson, indecency through compulsion, forcible sexual intercourse, homicide and robbery, including attempting to commit these offenses, and injury) but a public prosecutor has decided not to prosecute the person for reason of insanity or diminished capacity at the time of the act, and [2] a person who was either sentenced not guilty on the grounds of insanity or received a mitigated sentence on the grounds of diminished capacity at the time of the designated act (excluding a person who was sentenced to imprisonment without full-suspension of execution), and whose judgment has been finalized.

A hearing for both [1] and [2] will be held by a panel, consisting of a judge and a mental health expert (psychiatrist), in a district court, basically in response to an application by a prosecutor, which determines necessity and contents of medical treatment in accordance with the **Act on Medical Care and Treatment for Persons Who Have Caused Serious Cases Under the Condition of Insanity** (Act No. 110 of 2003). At a hearing, the panel may request a director of a probation office to research living conditions of those persons.

**Table 4-10-2-1** shows the trend in the number of persons for whom public prosecutors applied for a hearing and the number of persons whose cases were conclusively disposed at the hearing, and those numbers by type of designated act in 2022.

**Table 4-10-2-1 Persons for whom public prosecutors applied for a hearing and whose cases were disposed at district court hearings (by type of designated act)**

(2022)

Type of designated acts	Persons for whom public prosecutors applied for a hearing				Dispositions at district court hearings							
	Total	Non-prosecution	Finalized judgments		Total	Decision to hospitalize	Decision for outpatient care	Decision not to provide medical treatment	Rejection		Withdrawal	Rejection due to illegal application
			Not guilty	Full suspension of execution of sentence					Not found to have committed the designated act	Not recognized as an insane person, etc.		
Total	278	258	2	18	313	248	24	37	1	3	-	-
Arson	88	80	-	8	100	76	12	11	-	1	-	-
Forcible sexual intercourse	13	12	-	1	14	10	1	3	-	-	-	-
Homicide	79	72	1	6	84	66	7	9	-	2	-	-
Injury	90	87	1	2	106	88	4	13	1	-	-	-
Robbery	8	7	-	1	9	8	-	1	-	-	-	-

Notes: 1. "Type of designated acts" are to come under the respective articles of the Penal Code (Cf. Article 2, paragraph (1) of the Act on Medical Care for Persons with No or Diminished Capacity).

2. "Arson" refers to arson of inhabited buildings, arson of uninhabited buildings, and setting fire to objects other than structures (excluding preparation for such acts), but does not include obstruction of firefighting.

3. "Forcible sexual intercourse" includes indecency through compulsion.

4. "Homicide" does not include preparation for homicide.

5. "Injury" does not include incitement of injury.

6. "Robbery" refers to robbery and constructive robbery (excluding preparation for these acts), but does not include robbery by causing unconsciousness.

7. "Full suspension of execution of sentence" includes those who are sentenced to imprisonment without full suspension of execution but, in effect, have no term to serve.

8. Persons who committed multiple designated acts are accounted for based on the act with the heaviest statutory penalty. If those acts have equivalent penalties, then the person is accounted for based on the act listed first in the column of "type of designated acts".

Source: Annual Report of Judicial Statistics

The Criminal Affairs Bureau, Ministry of Justice

The General Secretariat, Supreme Court

Those for whom it is decided at a hearing that there is a need for hospitalization are hospitalized in designated inpatient care hospitals (designated by the Minister of Health, Labour and Welfare. As of April 1, 2023, there were 35 designated inpatient care hospitals nationwide (Source: Social Welfare and War Victims' Relief Bureau, Ministry of Health, Labour and Welfare).) where they receive specialized medical care in accordance with the system.

The managers of designated inpatient care hospitals are required to apply for a confirmation every six months of the need for subject persons to be hospitalized. They are also required to apply for discharge of subject persons from the hospitals immediately after it is deemed no longer necessary for them to be hospitalized to receive medical care.

Those who receive a decision by a panel on their need for outpatient treatment or permission to be discharged from a hospital must then receive outpatient medical care at a designated outpatient care hospital (designated by the Minister of Health, Labour and Welfare. As of April 1, 2023, there were 4,069 designated outpatient care hospitals nationwide (Source: Social Welfare and War Victims' Relief Bureau, Ministry of Health, Labour and Welfare).) for three years, in principle, and are placed under mental health supervision by probation offices during the period, which aims to secure continuous medical care.



## Chapter 11 Offences committed by Public Officials

Table 4-11-1 shows the number of persons received and conclusively disposed by public prosecutors for bribes in 2022.

**Table 4-11-1 Acceptance of bribes: persons received/disposed by public prosecutors**

(2022)

Category	Newly received			Conclusive dispositions							
	Total	Referred from judicial police officers	Others (initiative of public prosecutors, in response to a complaint, etc.)	Total	Prosecuted	Prosecuted for public trial	Request for summary order	Not prosecuted	Suspension of prosecution	Others	Referral to family court
Total	150	130	20	158	40	40	-	118	-	118	-
Members of the Diet	1	-	1	1	-	-	-	1	-	1	-
Members of the assembly of local public entities	5	3	2	5	4	4	-	1	-	1	-
National public employee	7	-	7	7	-	-	-	7	-	7	-
Local public employee	117	117	-	124	21	21	-	103	-	103	-
Persons deemed as public service personnel	20	10	10	21	15	15	-	6	-	6	-

Notes: 1. Numbers include any offense of “acceptance of bribes”.

2. “Local public employee” includes the governor of local public entities.

3. Every police official, including those employed by the national Government, is included in “local public employee”.

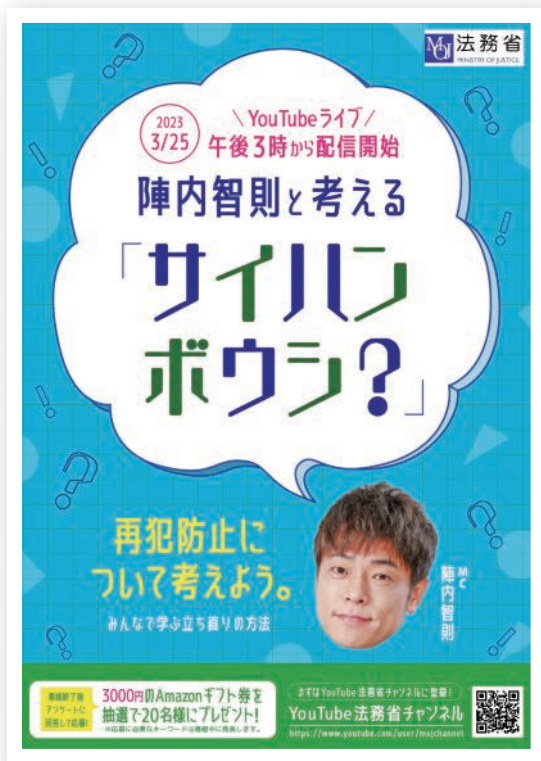
4. “Persons deemed as public service personnel” are persons deemed to be personnel engaged in public service pursuant to laws and regulations.

Source: The Criminal Affairs Bureau, Ministry of Justice

Part  
4

## PART 5

### Repeat Offenders



#### Online PR Program on Re-offending Prevention

Source: Secretarial Division, Minister's Secretariat Ministry of Justice



#### White Paper on Recidivism Prevention

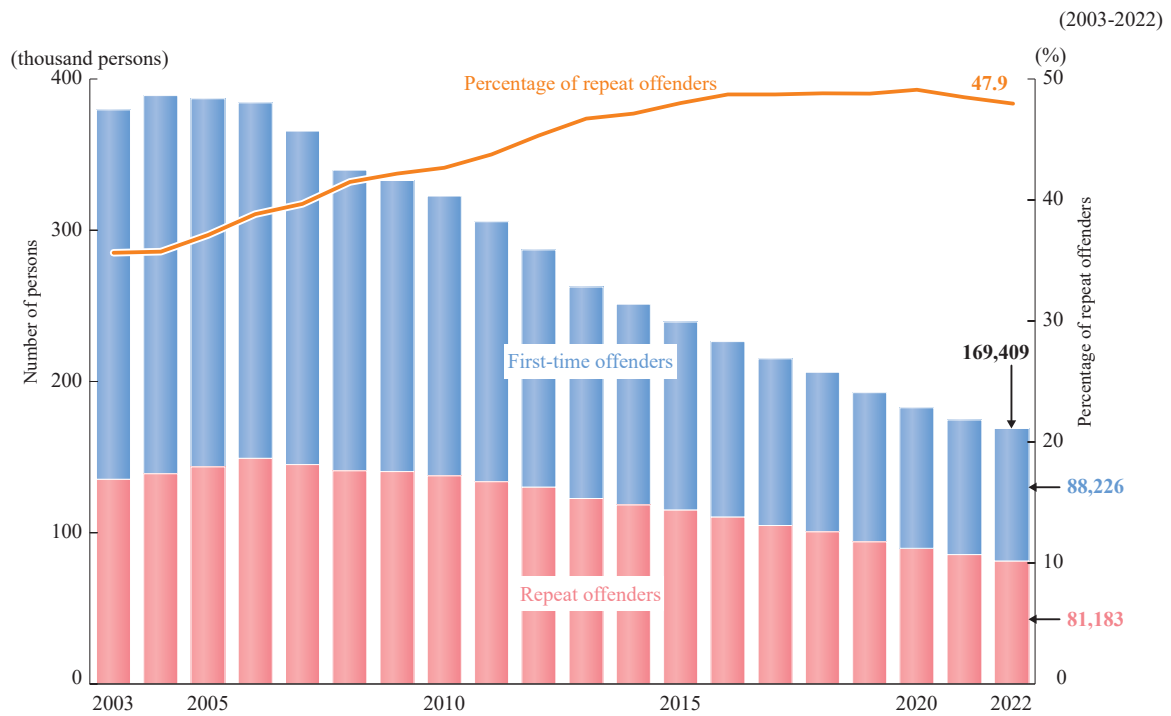
Source: Secretarial Division, Minister's Secretariat Ministry of Justice



## Chapter 1 Cleared Offenders

Fig. 5-1-1 shows the trend in the number of repeat offenders (those who had previously been cleared for an offense excluding violations of the Road Traffic Act and were cleared again) cleared for Penal Code offenses and the **percentage of repeat offenders** (the percentage of repeat offenders among the total number of cleared persons for Penal Code offenses).

**Fig. 5-1-1 Penal Code offenses: repeat offenders among cleared persons, and percentage of repeat offenders**



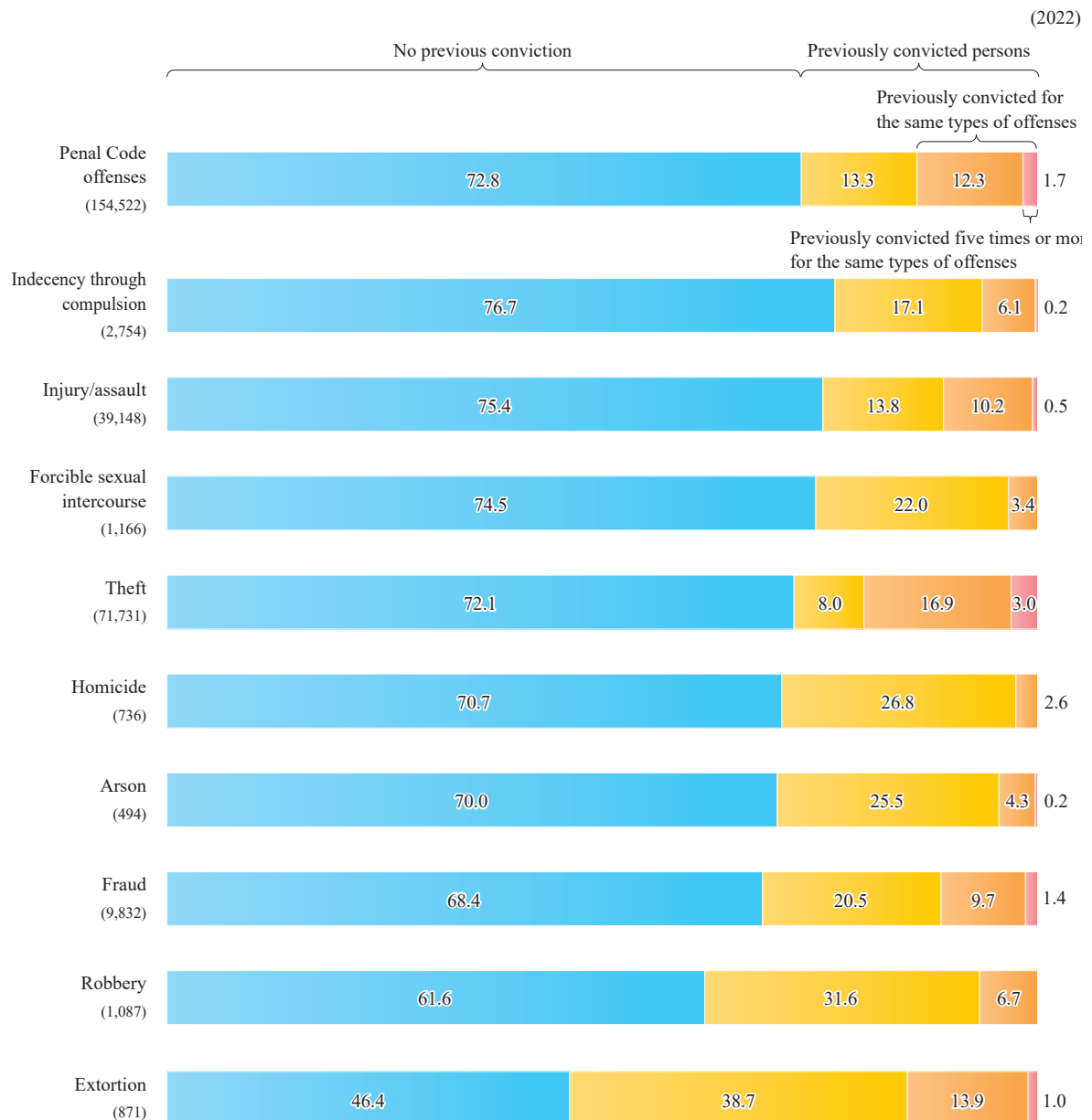
Notes: 1. "Repeat offenders" refer to those who had previously been cleared for an offense other than Road Traffic Act violations and were cleared again for a Penal Code offense.

2. "Percentage of repeat offenders" refers to the percentage of repeat offenders among persons cleared for Penal Code offenses.

Source: Criminal Statistics of the National Police Agency

Fig. 5-1-2 shows the composition by person with or without a previous conviction among cleared persons aged 20 or older for Penal Code offenses, by type of offense in 2022.

**Fig. 5-1-2 Penal Code offenses: composition of cleared persons aged 20 or older by with/without previous convictions (by type of offense)**



- Notes: 1. Numbers are based on the age at the time of clearance.  
 2. "Previously convicted persons" refer to persons who have previously been convicted for an offense other than Road Traffic Act violations.  
 3. "Previously convicted for the same types of offenses" refers to persons who have previously been convicted for the same types of offenses.  
 "Previously convicted five times or more for the same types of offenses" refers to those who have previously been convicted five times or more for the same types of offenses.  
 4. Numbers in parentheses indicate the actual number of persons cleared for the types of offenses.

Source: Criminal Statistics of the National Police Agency

## Chapter 2 Prosecution

**Table 5-2-1** shows the number of persons prosecuted in 2022 (excluding those prosecuted for negligent driving causing death or injury or road traffic-related violations) who had a previous conviction (the penalty for the previous conviction was a fine or heavier) and the percentage thereof among the total number of prosecuted persons, by type of offense for which they were prosecuted.

**Table 5-2-1 The number and percentage of previously convicted persons among persons prosecuted (by type of offense)**

(2022)

Offenses	Prosecuted persons	Previously convicted persons	Previous conviction				Percentage of previously convicted persons
			Imprisonment with/without work			Fines	
			Imprisonment without suspension of execution	Imprisonment with partial suspension of execution	Imprisonment with full suspension of execution		
Total	94,135	40,371	16,774	139	11,356	12,102	42.9
Penal Code offenses	59,121	27,000	11,372	30	7,773	7,825	45.7
Arson	220	94	39	-	31	24	42.7
Breaking into a residence	1,991	818	365	1	203	249	41.1
Indecency through compulsion	1,251	416	147	1	113	155	33.3
Forcible sexual intercourse	481	138	43	-	33	62	28.7
Giving/accepting of bribe	108	21	2	-	4	15	19.4
Homicide	281	77	27	-	26	24	27.4
Injury	5,429	2,223	821	5	593	804	40.9
Assault	3,900	1,592	481	-	425	686	40.8
Intimidation	765	375	138	-	104	133	49.0
Theft	27,412	14,883	6,804	17	4,363	3,699	54.3
Robbery	383	163	90	-	32	41	42.6
Fraud	7,669	2,608	1,120	1	835	652	34.0
Extortion	324	157	85	1	39	32	48.5
Embezzlement	1,189	455	153	1	159	142	38.3
Act on Punishment of Physical Violence and Others	552	316	181	-	58	77	57.2
Others	7,166	2,664	876	3	755	1,030	37.2
Special Acts offenses excluding road traffic-related violations	35,014	13,371	5,402	109	3,583	4,277	38.2
Public Offices Election Act	313	47	1	-	18	28	15.0
Minor Offenses Act	996	331	59	1	79	192	33.2
Amusement Business Act	534	165	23	-	42	100	30.9
Firearms and Swords Control Act	860	371	146	-	87	138	43.1
Anti-Prostitution Act	121	27	11	-	5	11	22.3
Child Welfare Act	81	27	4	-	15	8	33.3
Pharmaceuticals and Medical Devices Act	101	24	8	-	9	7	23.8
Cannabis Control Act	3,195	1,054	308	9	505	232	33.0
Narcotics and Psychotropics Control Act	779	234	75	-	115	44	30.0
Stimulants Control Act	6,755	5,212	3,589	94	1,270	259	77.2
Poisonous and Deleterious Substances Control Act	117	105	59	-	21	25	89.7
Others	21,162	5,774	1,119	5	1,417	3,233	27.3

Notes: 1. Numbers exclude juridical persons, persons prosecuted for negligent driving offenses causing death or injury and road traffic-related violations, and offenders whose records are not clear about their previous convictions.

2. "Previously convicted persons" refer to persons with previous convictions for which a fine or heavier penalty was imposed.

3. "Percentage of previously convicted persons" refers to the percentage of previously convicted persons among persons prosecuted.

4. Offenders with multiple previous convictions are counted under the first offense to be selected according to the following order: "imprisonment without suspension of execution", "imprisonment with partial suspension of execution", "imprisonment with full suspension of execution", and "fines".

5. "Embezzlement" includes embezzlement of lost property.

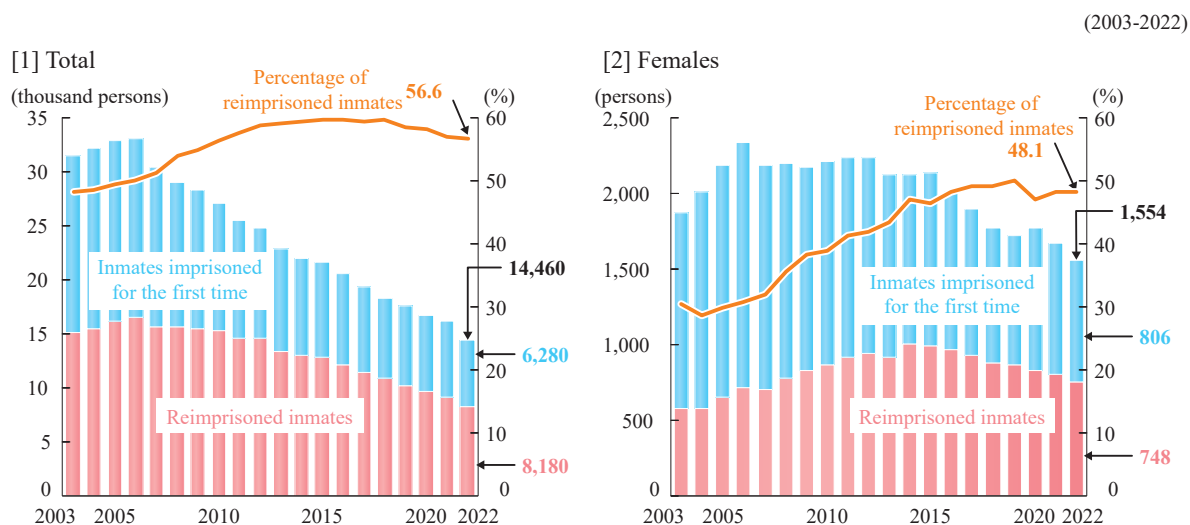
Source: Annual Report of Statistics on Prosecution

# Chapter 3 Correction

## Section 1 Reimprisoned Inmates

Fig. 5-3-1-1 shows the trend in the number and percentage of reimprisoned inmates (the percentage of reimprisoned inmates among the total number of newly sentenced inmates) by total/female inmates.

**Fig. 5-3-1-1 Reimprisoned inmates among newly sentenced inmates, and percentage of reimprisoned inmates (total/female)**



Source: Annual Report of Statistics on Correction

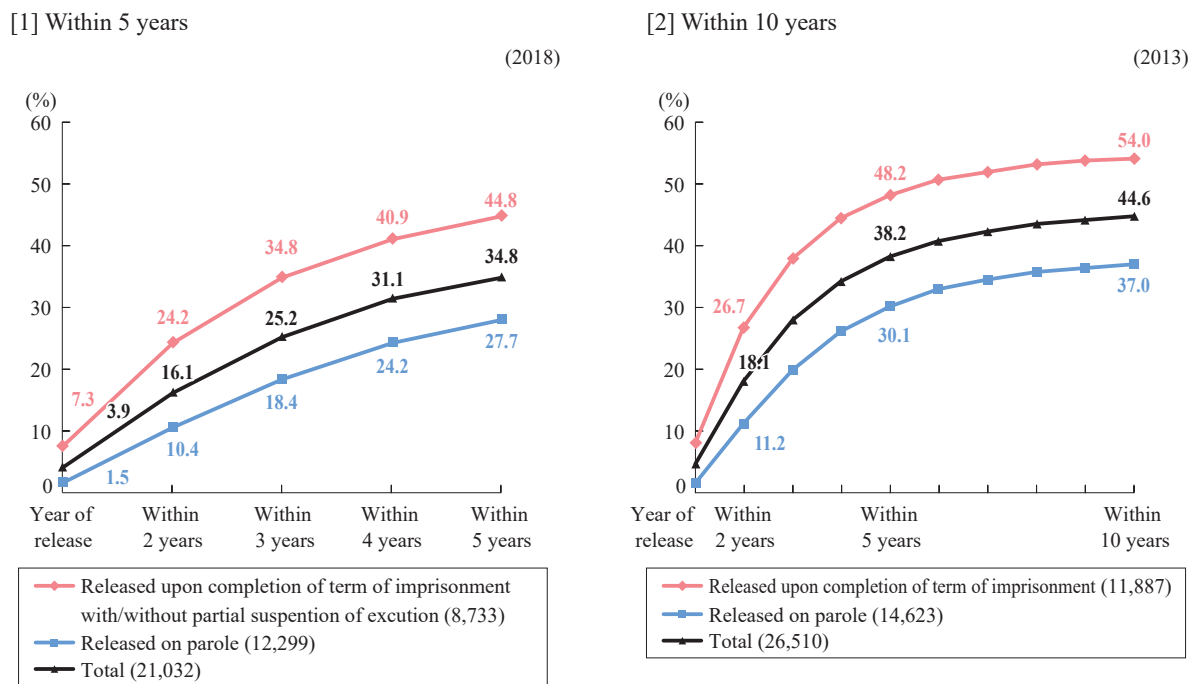


## Section 2 Reimprisonment of Released Sentenced Inmates

In this Section, the **rate of reimprisonment** means the percentage of inmates reimprisoned to serve sentences for offenses committed after release among the released sentenced inmates of a given year.

Fig. 5-3-2-1 shows the rate of reimprisonment within the period of five and 10 years after the release of sentenced inmates released in [1] 2018 and [2] 2013 by reason for the previous release (either released upon completion of the term or released on parole; hereinafter the same applies in this Section).

**Fig. 5-3-2-1 Rate of reimprisonment of released sentenced inmates by reason for previous release**



Notes: 1. Numbers count inmates released upon completion of their term with/without partial suspension of execution or on parole and then reimprisoned for offenses committed after release.

2. "Rate of reimprisonment" is the percentage of persons released from a prison in 2018 for [1] or 2013 for [2] and reimprisoned by the year-end of 2022 for an offense committed after release among the total number of sentenced inmates released in 2018 or 2013.

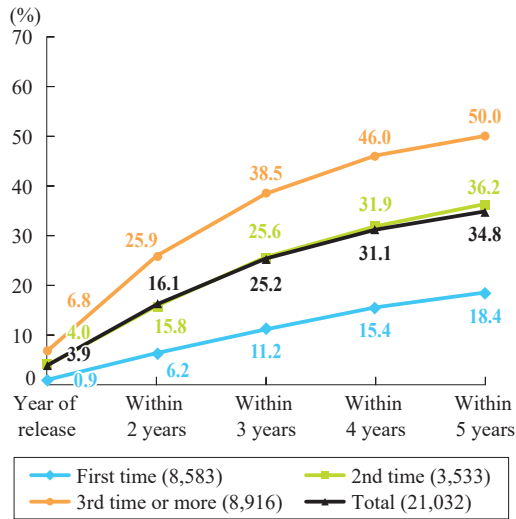
Source: The Judicial System Department, Minister's Secretariat, Ministry of Justice

Fig. 5-3-2-2 shows the rate of reimprisonment within the period of five and 10 years after the release of sentenced inmates released in [1] 2018 and [2] 2013, by the number of time(s) the sentenced inmate had been imprisoned at the point of previous imprisonment.

**Fig. 5-3-2-2 Rate of reimprisonment of released sentenced inmates by number of time(s) imprisoned**

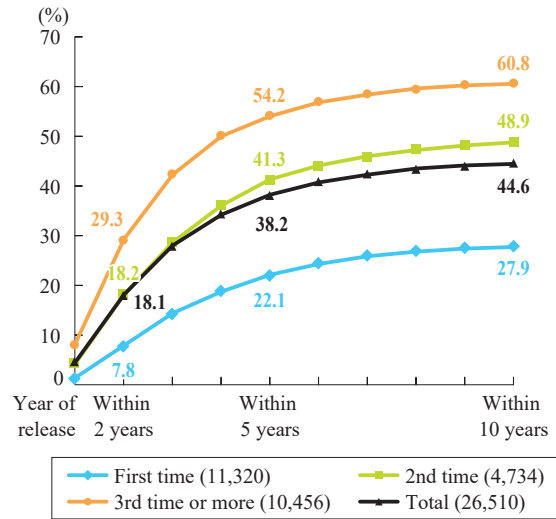
[1] Within 5 years

(2018)



[2] Within 10 years

(2013)

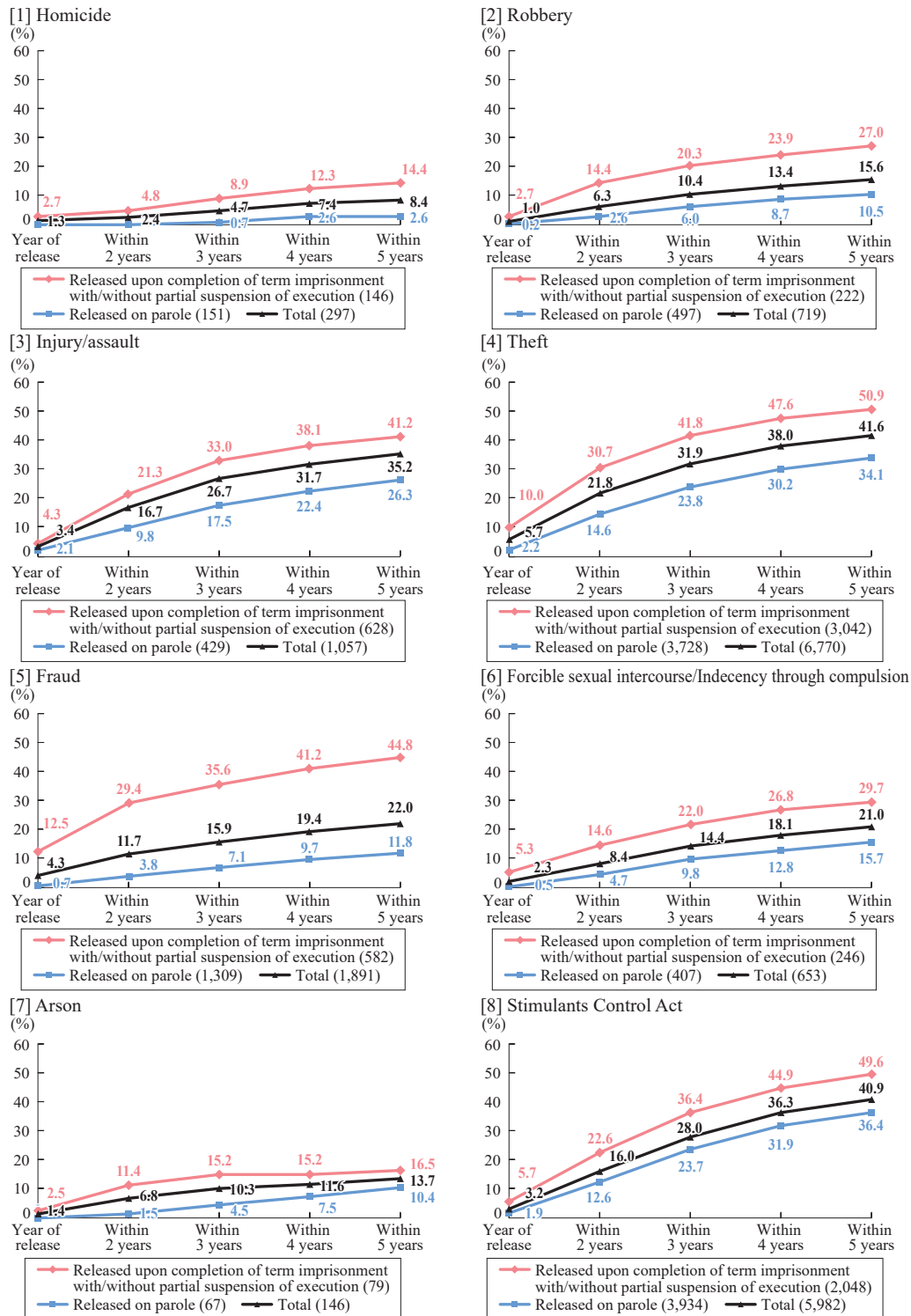


Note: See Notes and Source 5-3-2-1

Fig. 5-3-2-3 shows the rate of reimprisonment within the period of five years after the release of sentenced inmates released in 2018, by reason for the previous release and type of offense.

**Fig. 5-3-2-3 Rate of reimprisonment of released sentenced inmates within five years after release by reason for the previous release (by type of offense)**

(2018)

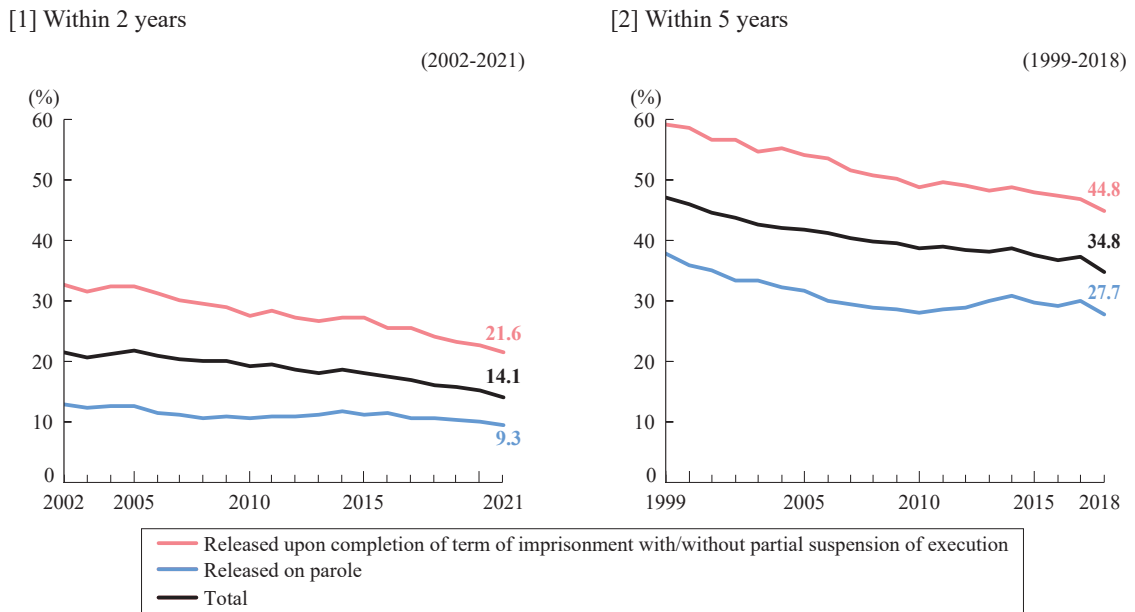


Notes: 1. See Notes 1 and Source of Fig. 5-3-2-1.

2. "Rate of reimprisonment within five years after release" is the percentage of persons released from a prison in 2018 and reimprisoned by the year-end of 2022 for an offense committed after release among the total number of released sentenced inmates in 2018.
3. Among homicide offenders who were released in 2018, no one was reimprisoned by the end of 2019. Among arson offenders who were released on parole in 2018, no one was reimprisoned by the end of the year.

Fig. 5-3-2-4 shows the trend in the rate of reimprisonment within the period of [1] two years and [2] five years after release, by reason for the previous release.

**Fig. 5-3-2-4 Rate of reimprisonment of released sentenced inmates by reason for previous release**



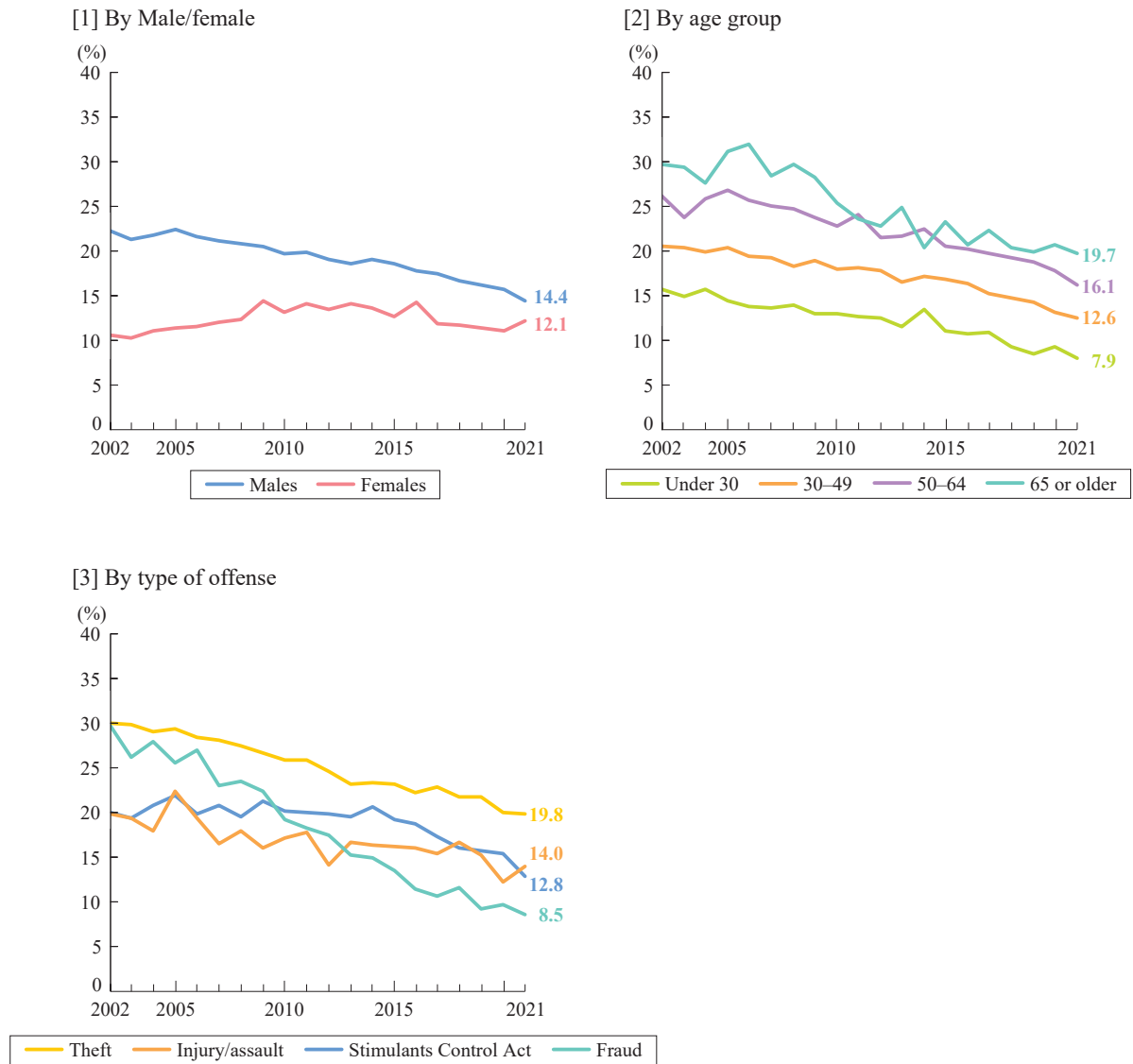
Notes: 1. Numbers count inmates released upon completion of their term of imprisonment with/without partial suspension of execution or released on parole and then reimprisoned for offenses after release.  
 2. "Rate of reimprisonment" is the percentage of persons who were reimprisoned by the year-end of the second (next) year for [1] and the fifth year for [2] after their release, among the total number of released sentenced inmates of respective years.

Source: The Judicial System Department, Minister's Secretariat, Ministry of Justice

Fig. 5-3-2-5 shows the trend in the rate of reimprisonment within the period of two years after release during the years of 2002 -2021, [1] by male/female, [2] by age group and [3] by type of offense.

**Fig. 5-3-2-5 Rate of reimprisonment of released sentenced inmates within two years after release, by male/female, age group, and type of offense**

(2002-2021)



Notes: 1. See Notes 1 and Source of Fig. 5-3-2-4.

2. "Rate of reimprisonment within two years after release" is the percentage of persons reimprisoned by the year-end of the second year from the year of release for an offense committed after release among the total number of released sentenced inmates of respective years of release.

3. [2] is based on the age at the time of previous release, which is estimated from the age at the time of reimprisonment and the interval from the previous release as recorded.

# Chapter 4 Probation/Parole Supervision

## Section 1 Probationers and Parolees with Previous Convictions

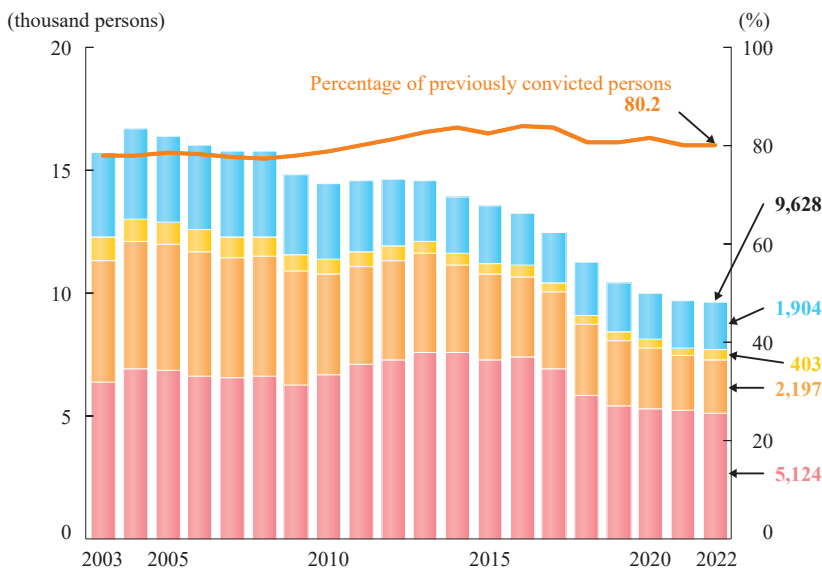
Fig. 5-4-1-1 shows the trend in the number and percentage of previously convicted persons (refers to those with previous convictions for which a fine or heavier punishment was imposed) among the number of probationers/parolees newly placed under probation/parole supervision.

**Fig. 5-4-1-1 Probationers/parolees newly placed under probation/parole supervision by with/without previous convictions and percentage of previously convicted persons**

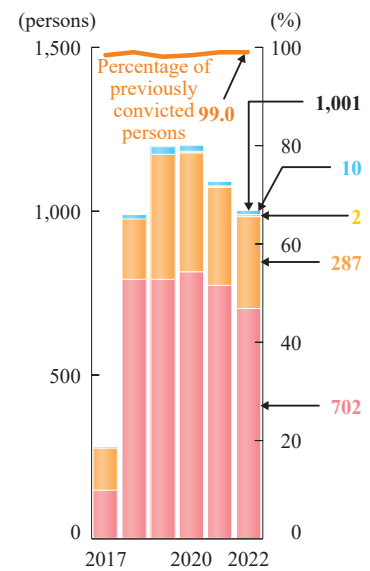
(2003-2022)

[1] Parolees

A. Parolees (imprisonment without suspension of execution)

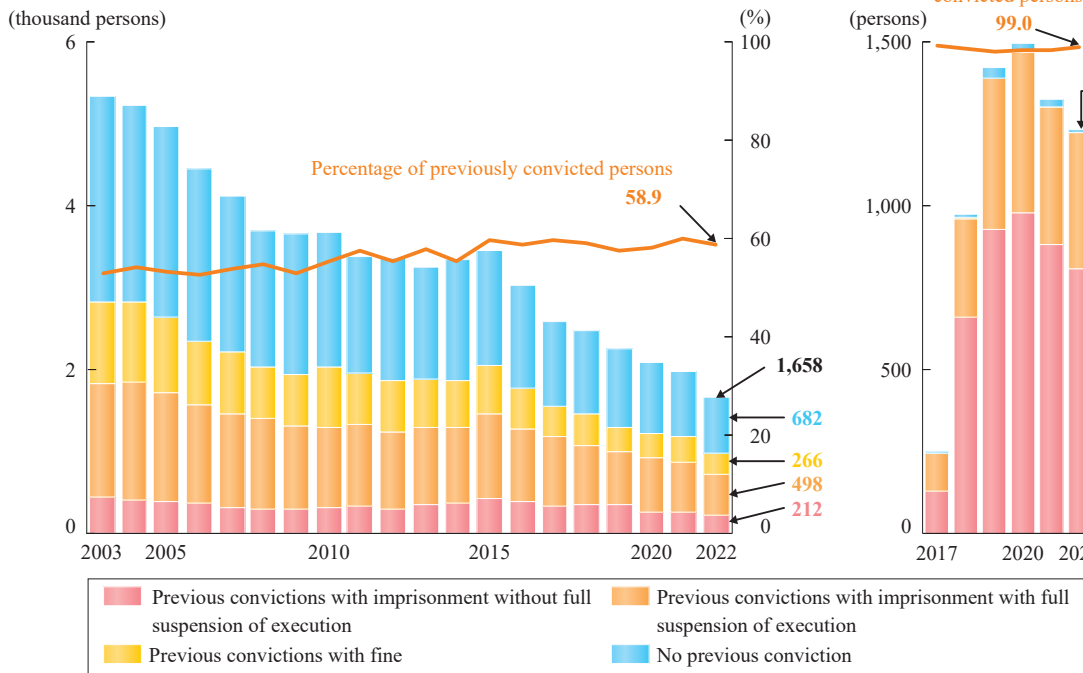


B. Parolees (imprisonment with partial suspension of execution)

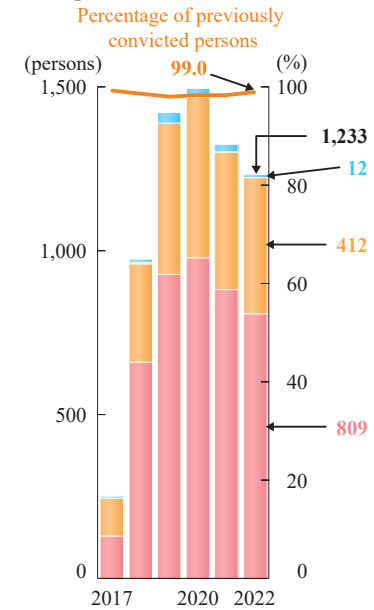


[2] Probationers granted full/partial suspension of execution

A. Probationers granted full suspension of execution



B. Probationers granted partial suspension of execution



- Notes: 1. "Previously convicted persons" refer to persons with previous convictions for which a fine or heavier punishment was imposed.
2. "Percentage of previously convicted persons" refers to the percentage of previously convicted persons among the total number of probationers/parolees newly placed under probation/parole supervision.
3. Numbers exclude parolees/probationers whose records are not clear about their previous convictions.
4. Offenders with multiple previous convictions and whose every previous conviction had been penalized with fines are counted under "previous convictions with fine". If any of the previous convictions had been penalized with imprisonment without full suspension of the execution of their sentence, they are counted as "previous convictions with imprisonment without full suspension of execution". Others with multiple previous convictions are counted under "previous convictions with imprisonment with full suspension of execution".
5. There were no parolees (imprisonment with partial suspension of execution) and probationers granted partial suspension of execution in 2016 following the commencement of the partial suspension of execution of sentence system.

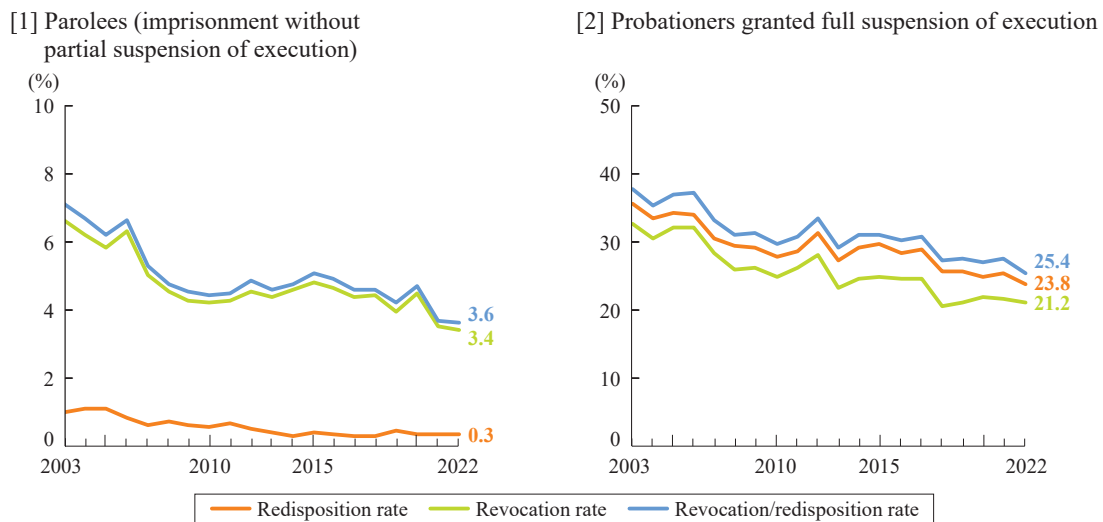
Source: Annual Report of Statistics on Rehabilitation  
The Judicial System Department, Minister's Secretariat, Ministry of Justice

## Section 2 Redisposition or Revocation during Probation/Parole Supervision

Fig. 5-4-2-1 shows the trend in three types concerning rates of probationers and parolees whose supervision period terminated during the years of 2003-2022: [1] **redisposition rate** (the percentage of those who committed an offense during their probation/parole supervision period and were subjected to criminal dispositions for the offense (including suspension of prosecution; for those who received a sentence, the number is limited to those whose sentence was finalized during their probation/parole supervision period) among the total number of probationers/parolees whose probation/parole supervision terminated in the respective years), [2] **revocation rate** (the percentage of those whose full-suspension of execution of their sentence or parole was revoked due to either a violation of their conditions for probation/parole supervision or re-offending), and [3] **revocation/redisposition rate** (the percentage of those who fall under either redisposition or revocation; a person falling under both categories is counted as one person).

Fig. 5-4-2-1 Redisposition/revocation rate of probationers/parolees

(2003-2022)



- Notes: 1. "Redisposition rate" refers to the percentage of those who committed an offense during their probation/parole supervision period and were subjected to criminal dispositions for the offense (including suspension of prosecution; for those who received a sentence, the number is limited to those whose sentence was finalized during their probation/parole supervision period) among the total number of probationers/parolees whose probation/parole supervision terminated in the respective years.
2. "Revocation rate" refers to the percentage of probationers/parolees whose full suspension of the execution of their sentence or parole was revoked due to either a violation of their conditions for probation/parole supervision or re-offending, among the total number of probationers/parolees whose probation/parole supervision terminated in the respective years.
3. "Revocation/redisposition rate" refers to the percentage of probationers/parolees whose full suspension of the execution of their sentence or parole was revoked due to either a violation of their conditions for probation/parole supervision or re-offending, or those who committed an offense during their probation/parole supervision period and were subjected to criminal dispositions for the offense (including suspension of prosecution; for those who received a sentence, the number is limited to those whose sentence was finalized during their probation/parole supervision period) (persons falling under both categories are counted as one person) among the total number of probationers/parolees whose probation/parole supervision terminated in the respective years.

Source: Annual Report of Statistics on Rehabilitation  
The Judicial System Department, Minister's Secretariat, Ministry of Justice



## PART 6 Crime Victims

日本司法支援センター  
法テラス

誰にも言えない犯罪被害のこと…  
法テラスの  
犯罪被害者支援ダイヤルに  
お話ししてみませんか？

なくことないよ  
0120-079714

受付時間：平日 9時～21時 土曜 9時～17時  
なくことないよ  
0120-079714  
法テラス 犯罪被害者支援ダイヤル

今すぐ電話  
こちらをタップ

### Help and Information for Crime Victims by Japan Legal Support Center

Source: Judicial System Department, Minister's Secretariat  
Ministry of Justice

日本司法支援センター  
法テラス

なくことないよ

0120-079714

### Online video program for the Victims of Child abuse or Domestic Violence, by Japan Legal Support Center

Source: Judicial System Department, Minister's Secretariat  
Ministry of Justice

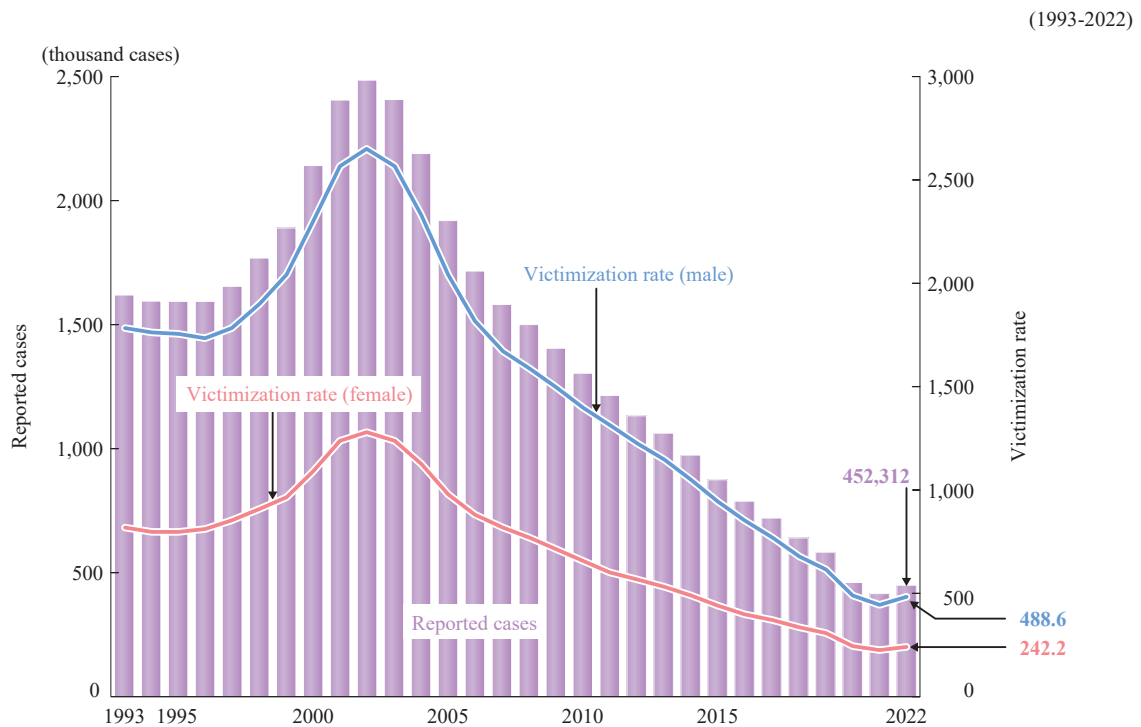


# Chapter 1 Crime Victimization

## Section 1 Number of Cases Involving Human Victims

Fig. 6-1-1-1 shows the trend in the number of reported cases of Penal Code offenses involving human victims and the victimization rate (number of reported cases involving human victims per 100,000 population) by male/female.

**Fig. 6-1-1-1 Penal Code offenses involving human victims: reported cases and victimization rate (male/female)**



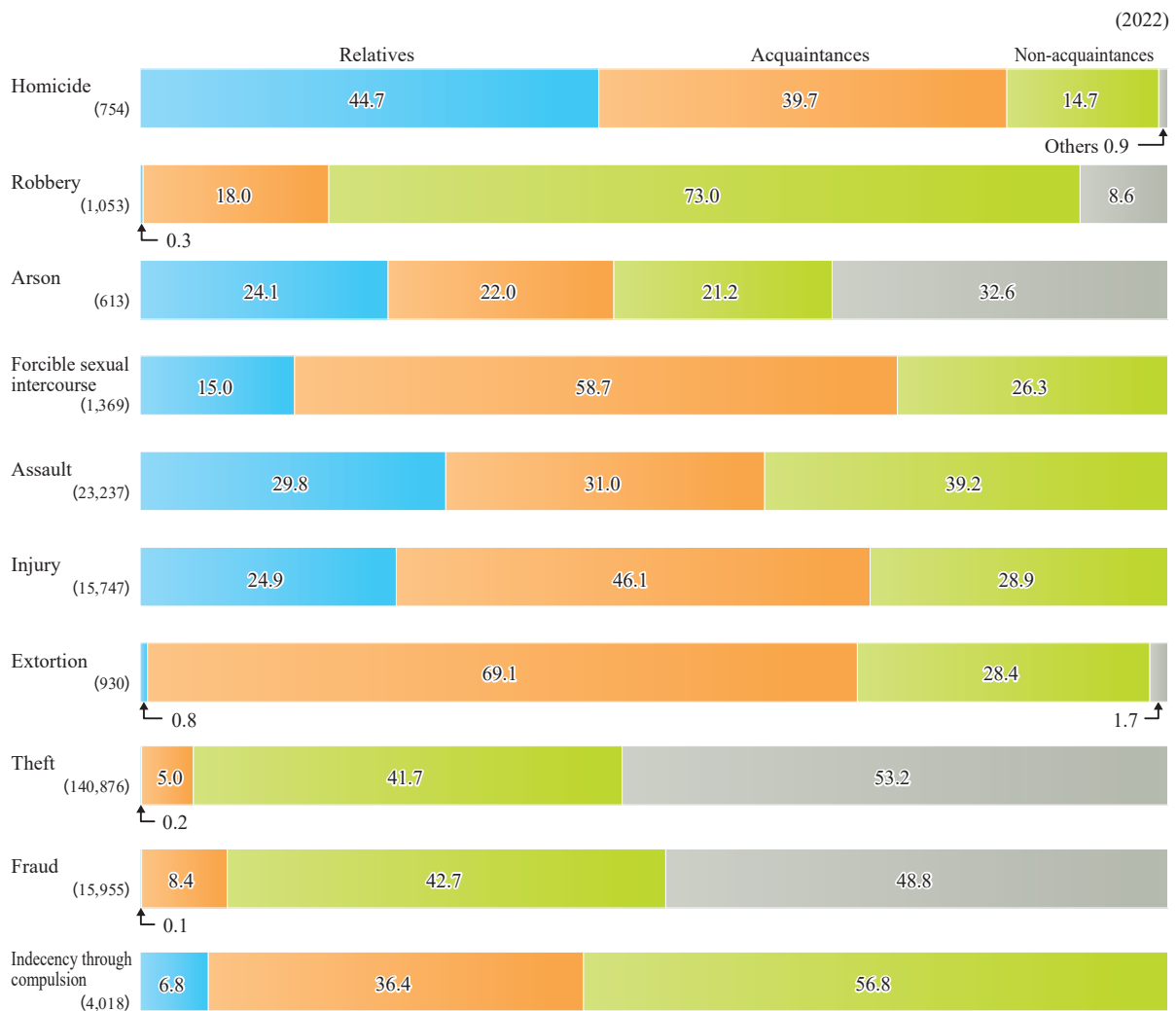
- Notes: 1. Numbers exclude cases where the victim was juridical persons or any other form of organizations.  
 2. "Victimization rate" refers to the number of reported cases per 100,000 population (male/female).  
 3. The count is based on the main victim if multiple victims were involved in a case.

Source: Criminal Statistics of the National Police Agency  
 The Statistics Bureau, Ministry of Internal Affairs and Communications (population data)

## Section 2 Relationship between Victims and Suspects

Fig. 6-1-2-1 shows the composition by relationship between victims and suspects in cases cleared in 2022 (excluding cases where an investigation confirmed that an act in question did not constitute a crime or that legal conditions for prosecution or punishment were not satisfied), by type of offense.

**Fig. 6-1-2-1 Penal Code offenses: composition by relationship between victims and suspects in cleared cases (by type of offense)**



Notes: 1. Numbers exclude cases where the investigation confirmed that the act in question did not constitute a crime or that the legal conditions for prosecution or punishment were not satisfied.

2. "Others" consist of cases where victims were juridical persons or other types of organizations, or there was no victim. "Others" in "homicide" consist of cases of preparation for homicide.

3. The figures in parentheses indicate the actual number of cleared cases.

Source: Criminal Statistics of the National Police Agency

## Chapter 2 Victims in the Criminal Justice Process

Under the **victim participation system**, a court may allow a victim or others, by its ruling, to participate in proceedings of a case, to appear on trial dates, to state an opinion relating to procedural action by a prosecutor, to examine witnesses with regard to particulars relating to circumstances, to ask a defendant questions for the purpose of stating an opinion, and to state an opinion on fact-finding or application of law.

**Table 6-2-1** shows the status of victim participation in trials at courts of first instance.

**Table 6-2-1 Victim participation at the courts of first instance**

(2018-2022)

Year	Victim participation		Witness examination	Questioning the accused	Closing statements/ recommendation of punishment	Shielding	Accompanying person	Entrustment to attorneys	Court-appointed attorneys
2018	1,485	(363)	221	605	698	361	149	1,184	649
2019	1,466	(320)	204	623	723	318	106	1,157	602
2020	1,378	(301)	205	569	688	337	135	1,116	614
2021	1,523	(356)	241	681	783	407	149	1,246	697
2022	1,476	(324)	246	610	651	432	151	1,175	655

Notes: 1. "Victim participation" refers to the total number of victims for each applied measure who were allowed to participate in trials at the courts of first instance. Numbers in parentheses indicate the number of those who participated in *saiban-in* trials.

2. "Closing statements/recommendation of punishment" refers to the total number of participating victims who stated opinions on fact-finding or application of law pursuant to the provisions of Article 316-38 of the Code of Criminal Procedure.

Source: Annual Report of Judicial Statistics

The General Secretariat, Supreme Court

Victims or others may express their feelings and opinions on the case in a public trial or submit written opinions in lieu of oral statements.

A court may take measures for witness protection in a trial, such as placing a shield in front of a witness, allowing a witness to stay in a separate room and communicate by video-link with a courtroom during his/her testimony, and/or allowing a witness to be accompanied by an appropriate person.

As another protective measure, a court, upon request, may render a ruling providing that names, addresses or other matters of victims, witnesses and others shall not be disclosed in an open court.

When a victim and an offender reached a civil settlement, it could become an enforceable title of obligation if terms of the settlement are included in a trial record of a criminal case. Additionally, a court hearing a criminal case concerning a specific serious offense may, upon request by a victim of a crime, continue with a civil case by referring to the record of the criminal case after the conviction and render a **compensation order**.

In addition, in general, courts allow victims to inspect and copy case records.

**Table 6-2-2** shows the status of such measures taken for victims or witnesses.

**Table 6-2-2 Applied measures for victims/witnesses**

(2018-2022)

Year	Statement of opinions	Submission of documents instead of oral statement	Witness protection			Decision to conceal the identities of victims	Decision to conceal the identities of witnesses	Civil settlement in criminal proceedings	Compensation order	Inspection/copying of trial records
			Shielding	Video-link	Accompanying person					
2018	1,169	546	1,461	317 (15)	144	3,846	174	18	309	1,281
2019	1,130	544	1,505	341 (23)	118	4,025	240	18	318	1,180
2020	920	536	1,237	302 (38)	107	3,923	156	25	289	1,140
2021	995	638	1,335	412 (92)	133	4,266	182	19	344	1,333
2022	947	679	1,370	417 (85)	139	4,081	192	21	281	1,178

Notes: 1. "Statement of opinions", "submission of documents instead of oral statement", "witness protection", "decision to conceal the identities of victims", "civil settlement in criminal proceedings", and "inspection/copying of trial records" are counted as of the day of final judgment, etc.

2. Numbers for "statement of opinions", "submission of documents instead of oral statement", "witness protection", "decision to conceal the identities of victims" and "decision to conceal the identities of witnesses" indicate the total number of victims or witnesses at high courts, district courts and summary courts.

3. Numbers for "civil settlement in criminal proceedings" indicate the number of cases at high courts, district courts and summary courts in which civil disputes between victims and the accused reached settlements whose terms were included in criminal trial records.

4. The number of "decision to conceal the identities of witnesses" has been counted since December 2016 with the commencement of the measure.

5. Numbers for "compensation order" indicate the number of (criminal) cases at district courts in which victims requested compensation orders for their damage.

6. Numbers for "inspection/copying of trial records" indicate the number of cases where victims or other applicable persons inspected or copied trial records at a high court, district court, or summary court.

7. Numbers in parentheses in "video-link" indicate the number of witnesses who were summoned to places outside of courts and examined thereat (included in the number of "video-link"). The number has been counted since June 2018 with the commencement of the measure.

Source: Annual Report of Judicial Statistics  
The General Secretariat, Supreme Court

## PART 7

### Special Feature: Juvenile Delinquents and their Growing Environments



**Vocational guidance products in Juvenile training school  
(product planning course)**

Source: Correction Bureau, Ministry of Justice





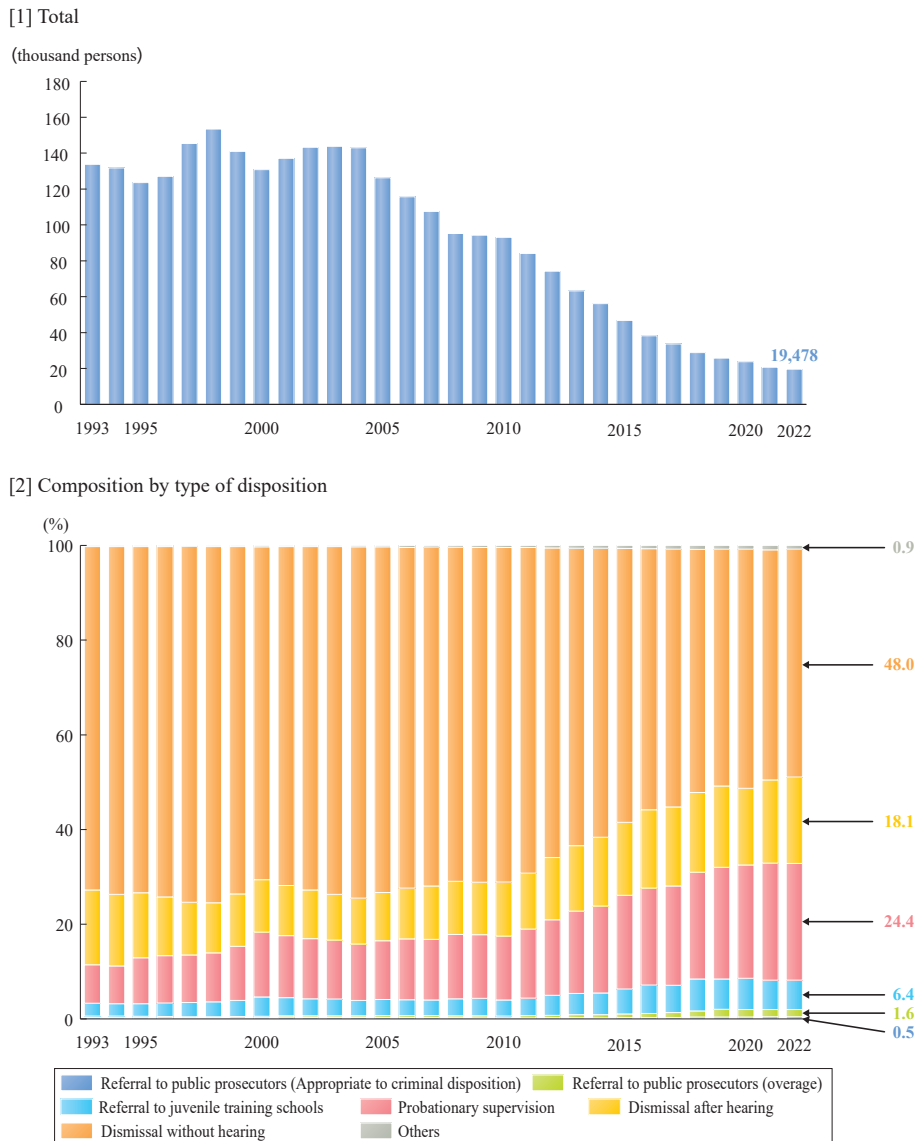
## Chapter 1 Recent Trends in Juvenile Delinquency

Fig. 7-1-1 [1] shows the trend in the number of juveniles finally disposed by family courts over the last 30 years for non-traffic protection cases (excluding juvenile protection cases for negligent driving causing death or injury (including offenses causing death or injury through (gross) negligence in pursuit of social activities), dangerous driving causing death or injury, road-traffic related violations, and pre-delinquency (including application for permission for compulsory measures prescribed in Article 27-3 of the Child Welfare Act)).

Fig. 7-1-1[2] shows the trend in the composition by percentage of conclusive disposition by family courts for non-traffic protection cases over the last 30 years, by type of disposition.

**Fig. 7-1-1 Juveniles conclusively disposed by family courts for non-traffic protection cases**

(1993-2022)



- Notes: 1. Negligent driving causing death or injury (including offenses causing death or injury through (gross) negligence in pursuit of social activities), dangerous driving causing death or injury, road traffic-related protection cases and pre-delinquent (including permission application of compulsory measure prescribed in Child Welfare Act Article 27-3) are excluded.  
2. "Others" indicates referral to children's self-reliance support facilities or foster homes and referral to prefectural governor or child consultation center's director. Referral to children's self-reliance support facilities or foster homes include referral to reform school or foster homes until March 31, 1998.

Source: Annual Report of Judicial Statistics

## Chapter 2 Special Survey on Juvenile Delinquents and their Growing Environments

### Section 1 Overview of Survey

This chapter is an analysis of the questionnaire survey on juvenile delinquents and their growing environments in order to contribute to the improvement of treatment and assistance for juvenile delinquents struggling under difficult circumstances by understanding the living environments of the juvenile delinquents.

The survey subjects were juvenile inmates in juvenile training schools and juvenile probationers, and their guardians, and questioning was conducted from June to September 2021 (for the survey of female juvenile inmates and female juvenile probationers, and their guardians, from June to November 2021).

Table 7-2-1-1 shows the characteristics of the survey subjects.

**Table 7-2-1-1 Characteristics of the survey subjects**

[1] Survey for juveniles

Characteristics		Total		Juvenile inmates in juvenile training schools		Juvenile probationers	
Total		865	(100.0)	591	(100.0)	274	(100.0)
Gender	Males	678	(78.4)	526	(89.0)	152	(55.5)
	Females	187	(21.6)	65	(11.0)	122	(44.5)
Age	13	2	(0.2)	1	(0.2)	1	(0.4)
	14	25	(2.9)	20	(3.4)	5	(1.8)
	15	50	(5.8)	33	(5.6)	17	(6.2)
	16	107	(12.4)	72	(12.2)	35	(12.8)
	17	175	(20.2)	133	(22.5)	42	(15.3)
	18	195	(22.5)	141	(23.9)	54	(19.7)
	19	311	(36.0)	191	(32.3)	120	(43.8)
Prior protective measures	N/A	450	(52.0)	215	(36.4)	235	(85.8)
	Referral to children's self-reliance support facilities, etc.	16	(1.8)	12	(2.0)	4	(1.5)
	Probationary supervision	279	(32.3)	247	(41.8)	32	(11.7)
	Referral to juvenile training schools	120	(13.9)	117	(19.8)	3	(1.1)
Work or School status	With a job	367	(43.3)	285	(49.0)	82	(30.8)
	Students	238	(28.1)	135	(23.2)	103	(38.7)
	Others	243	(28.7)	162	(27.8)	81	(30.5)

[2] Survey for guardians

Characteristics	Total	Juvenile inmates in juvenile training schools	Juvenile probationers
Total	700 (100.0)	410 (100.0)	290 (100.0)
Relation from point of view of juveniles of respondents	Father	69 (17.4)	63 (22.0)
	Mother	313 (76.5)	209 (73.1)
	Step father (Foster father)	6 (0.9)	4 (1.4)
	Step mother (Foster mother)	3 (0.4)	1 (0.3)
	Grandparents	15 (2.2)	8 (2.8)
	Other relatives	4 (0.6)	1 (0.3)
Marriage status	Married	198 (51.4)	175 (61.8)
	Divorced	265 (39.7)	95 (33.6)
	Bereaved	13 (1.9)	5 (1.8)
	Unmarried	17 (2.5)	8 (2.8)
Average number of housemates	4.1	4.1	4.1

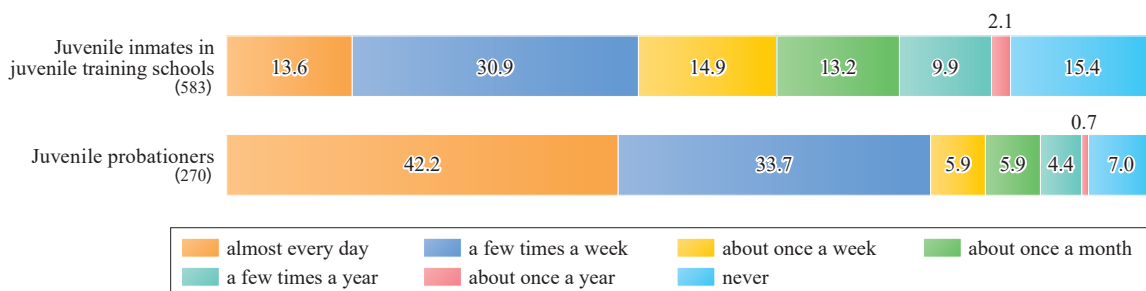
- Notes: 1. Persons with unknown characteristics are excluded, except in the case of total numbers.  
 2. Numbers are based on the age at the time of committed to juvenile training schools or placed under probationary supervision.  
 3. "Referral to children's self-reliance support facilities, etc." indicates "Referral to children's self-reliance support facilities or foster homes".  
 4. When having many prior protective measures, persons with only referral to children's self-reliance support facilities, etc. are recorded as "Referral to children's self-reliance support facilities, etc.", persons with prior probationary supervision and without prior referral to juvenile training schools are recorded as "Probationary supervision", and persons of others with prior referral to juvenile training schools are recorded as "Referral to juvenile training schools".  
 5. Numbers are based on the Work or School status at the time of the survey (the time of before committed to juvenile training schools for juvenile inmates in juvenile training schools). "With a job" include vocational training students or apprentices and "Others" include homemakers, persons helping with housework (including childcare or care) and persons job hunting.  
 6. Numbers are based on the marriage status at the time of the survey. "Married" includes remarriage and common-law marriage.  
 7. Numbers are based on the average number of housemates at the time of the survey. Guardians, juveniles themselves and persons working away from home are included.  
 8. Numbers in parentheses indicate totals numbers or composition in number of persons by status of the survey subjects.

Source: The Research and Training Institute

## Section 2 Comparison between juvenile inmates in juvenile training schools and juvenile probationers

Fig. 7-2-2-1 shows the frequency of family dinners in the past year (for juvenile inmates, the frequency during a year before they entered juvenile training schools).

Fig. 7-2-2-1 Survey for juveniles: Frequency of family dinners



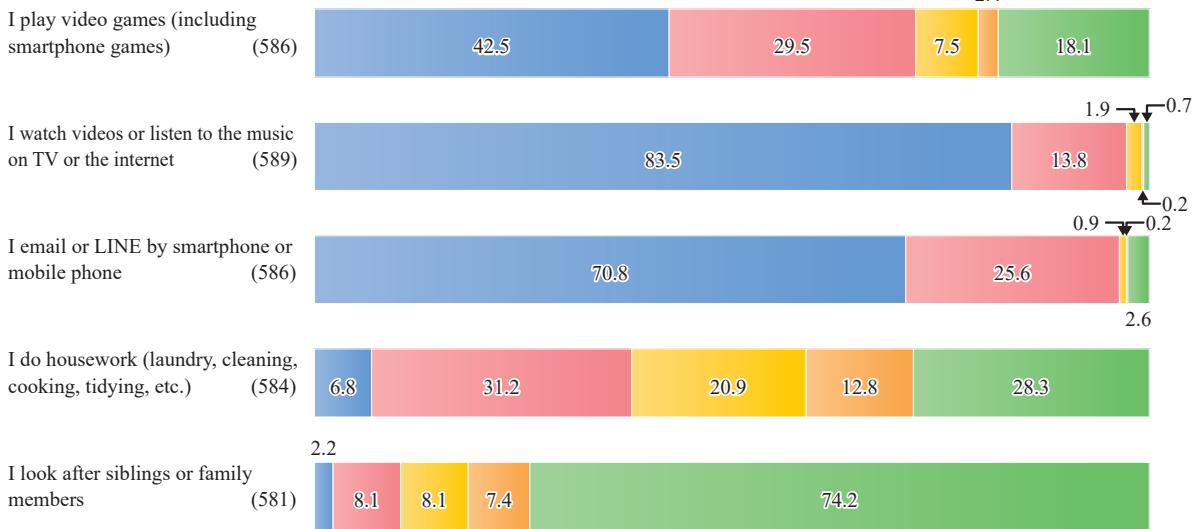
- Notes: 1. Persons with unknown frequency of family dinners are excluded.  
 2. Numbers in parentheses indicate the actual number of persons.

Source: The Research and Training Institute

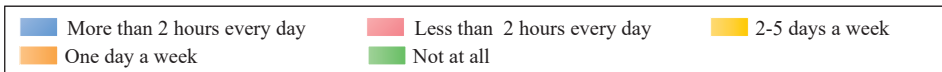
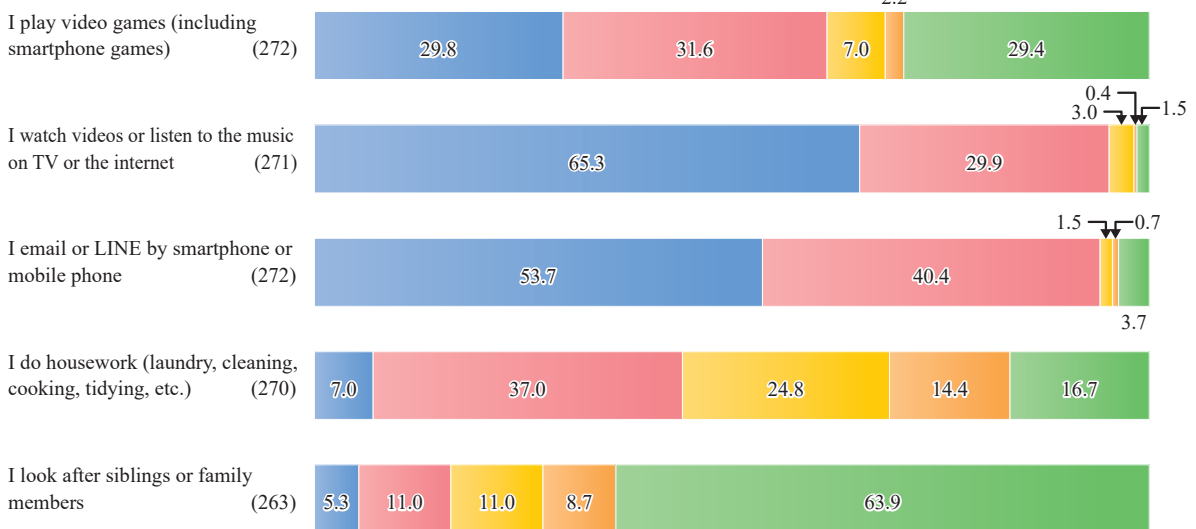
Fig. 7-2-2-2 shows how daily life is spent.

**Fig. 7-2-2-2 Survey for juveniles: How daily life is spent**

[1] Juvenile inmates in juvenile training schools



[2] Juvenile probationers



Notes: 1. Persons with unknown time spent in daily life are excluded.

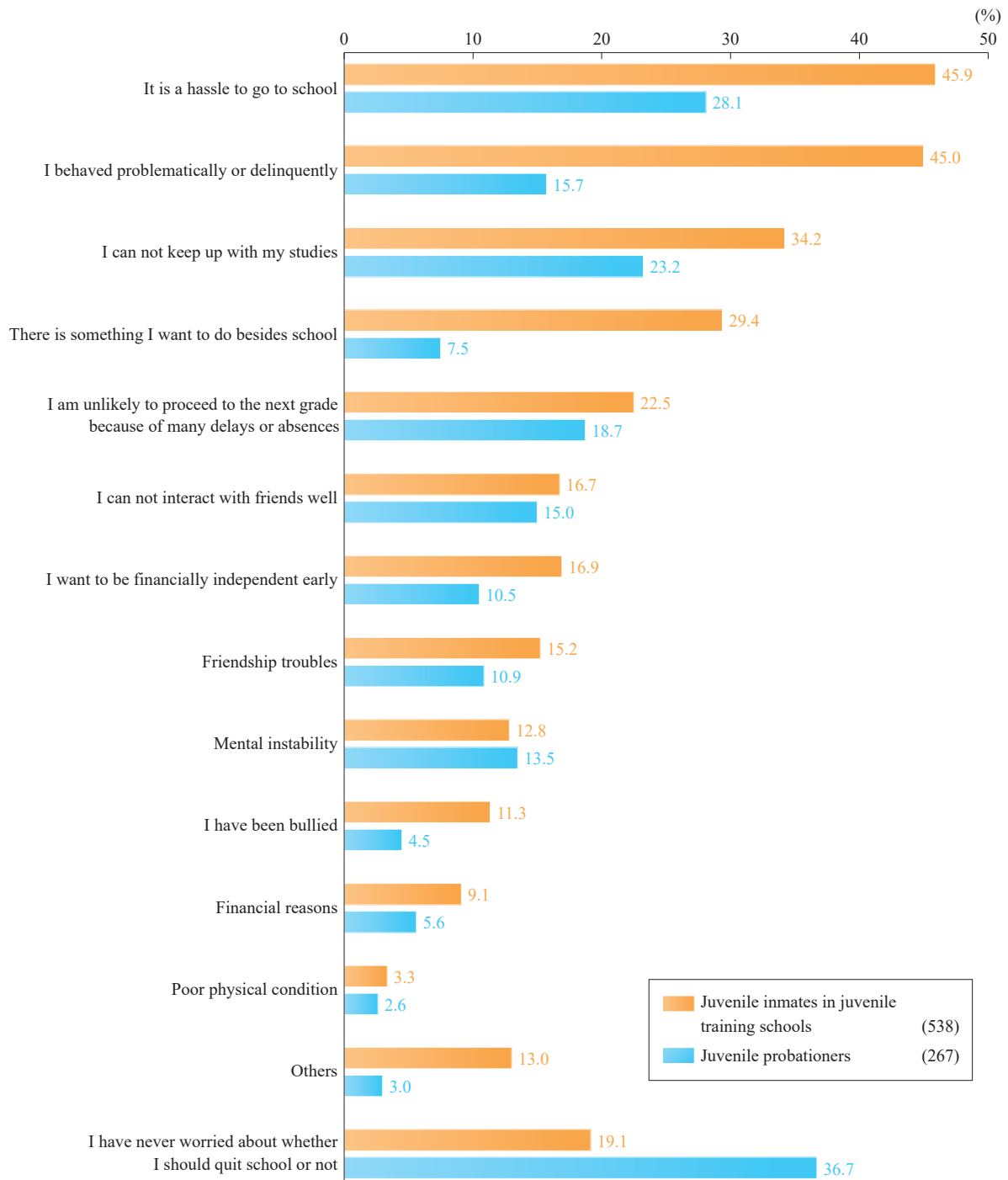
2. "Less than 2 hours every day" indicates the total composition of "1-2 hours every day" and "less than one hours every day", and "2-5 days a week" indicates the total composition of "4-5 days a week" and "2-3 days a week".

3. Numbers in parentheses indicate the actual number of persons.

Source: The Research and Training Institute

Fig. 7-2-2-3 shows the experience of worrying about whether I should quit school or not (based on overlapping counts).

**Fig. 7-2-2-3 Survey for juveniles: Experience of worrying about whether I should quit school or not**

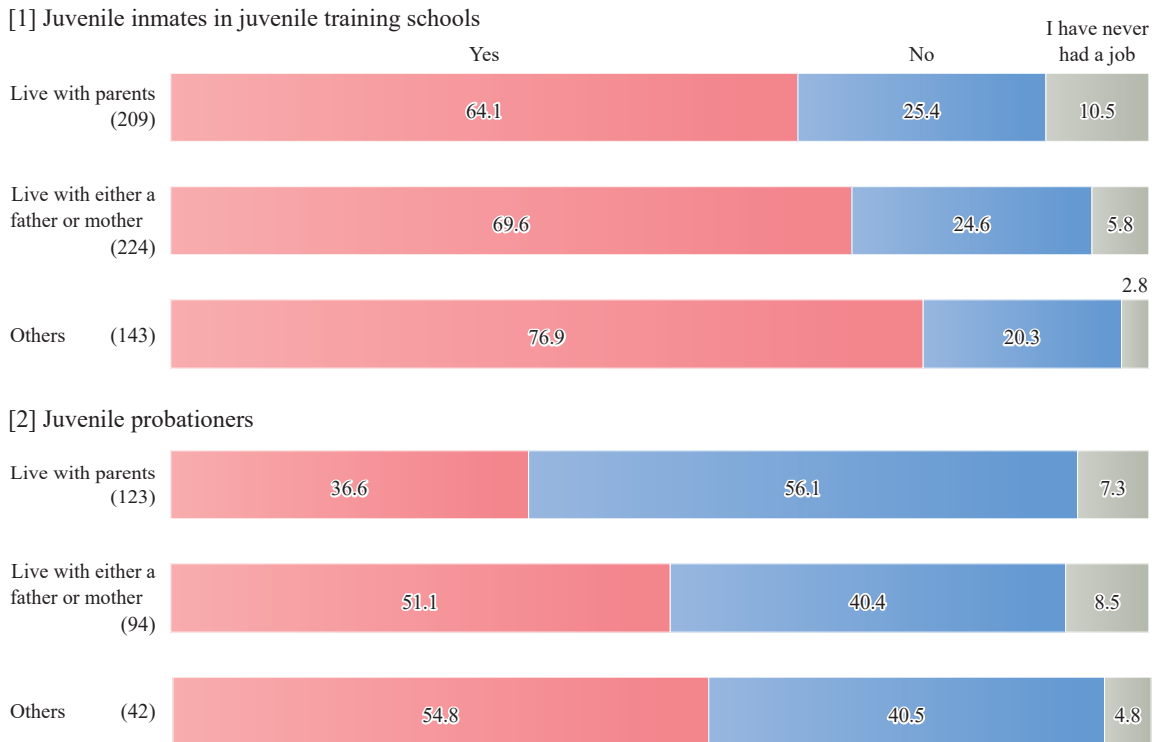


Notes: 1. Persons with unknown experience of wanting to quit school are excluded.  
 2. Numbers indicate the percentage of persons under the respective categories and may be double counted.  
 3. Numbers in parentheses indicate the actual number of persons.  
 Source: The Research and Training Institute

### Section 3 Comparison by Difference in Growing Environment

Fig. 7-2-3-1 shows the history of job changes by household situation.

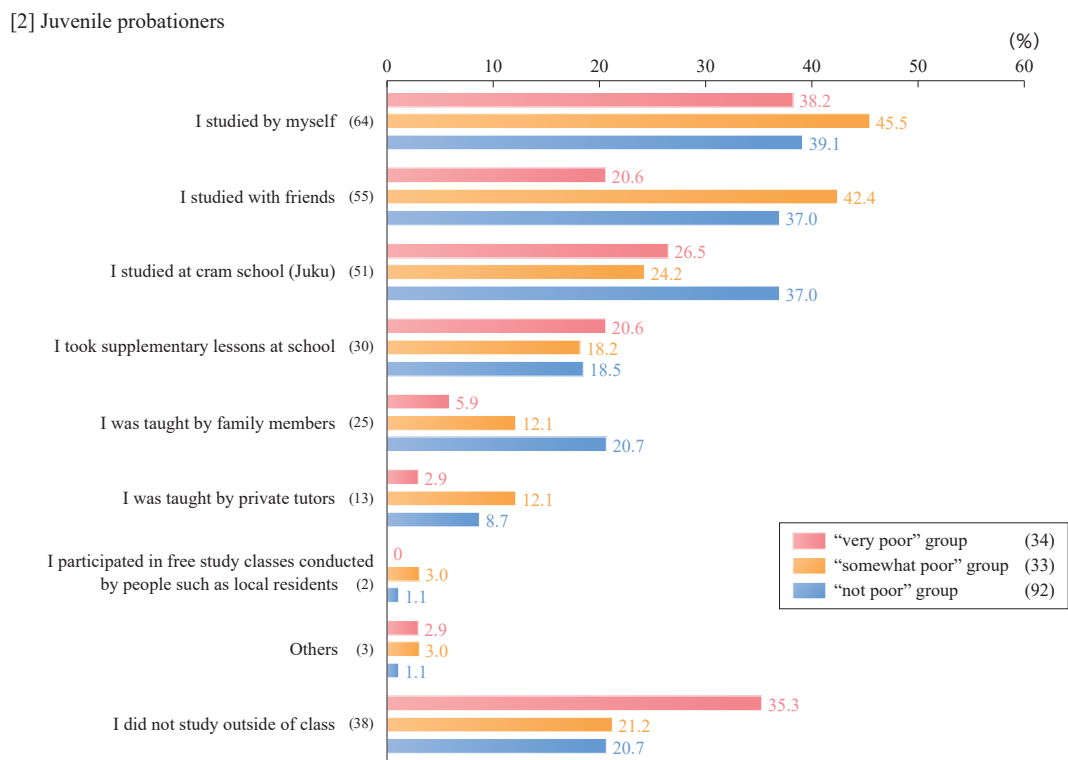
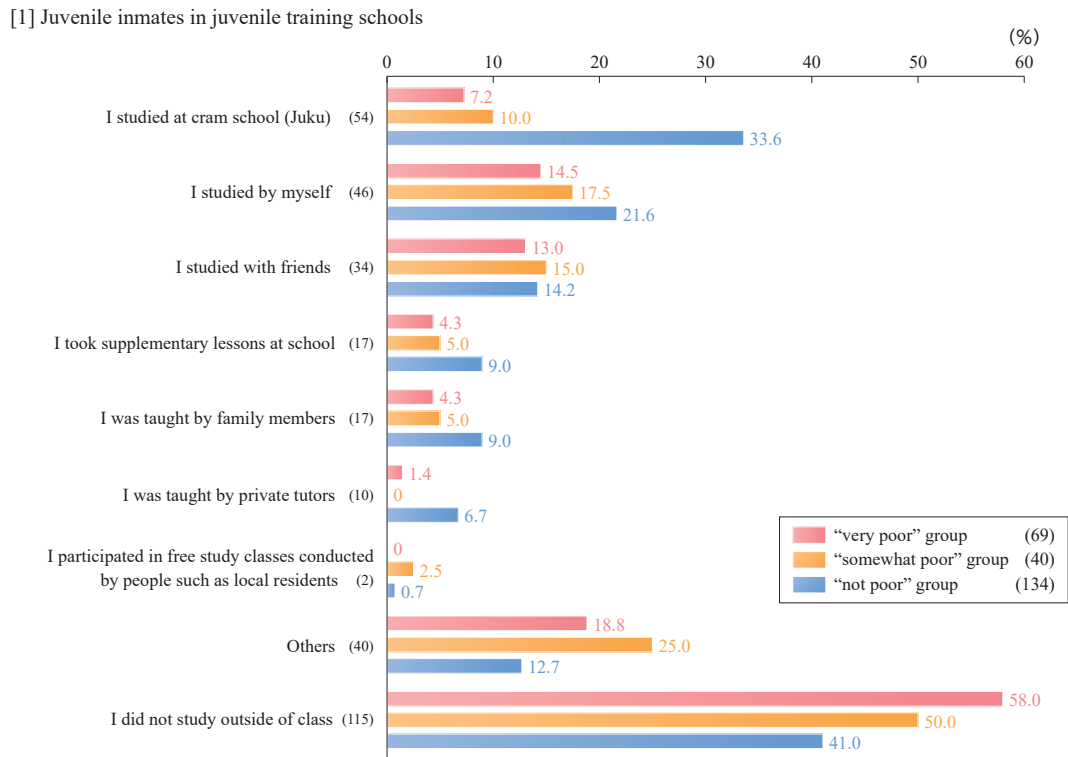
**Fig. 7-2-3-1 Survey for juveniles: History of Job changes (by household situation)**



Notes: 1. Persons with unknown history of job changes are excluded.  
 2. Numbers in parentheses indicate the actual number of persons.  
 Source: The Research and Training Institute

Fig. 7-2-3-2 shows the way of studying as a student during second grade of junior high school by economic situation (based on overlapping counts).

**Fig. 7-2-3-2 Survey for juveniles: Ways of studying as a student during second grade of junior high school (by economic situation)**

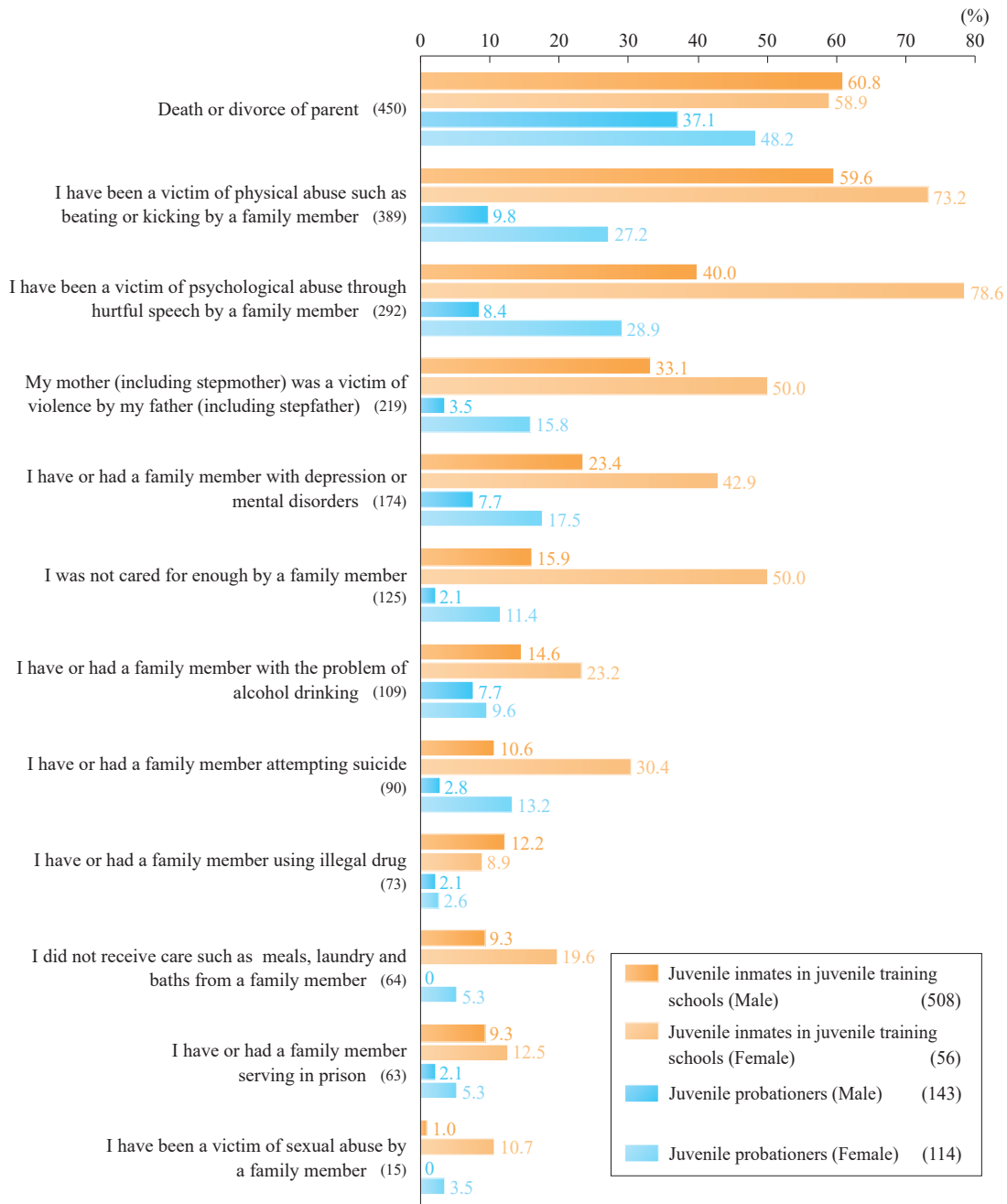


Notes: 1. Persons with unknown how to study when student in the second grade in junior high school are excluded.  
 2. Numbers indicate the percentage of persons under the respective categories and may be double counted.  
 3. Numbers in parentheses in the legend and on the vertical axis indicate the number of persons.

Source: The Research and Training Institute

Fig. 7-2-3-3 shows the presence or absence of Adverse Childhood Experiences (by male/female) (based on overlapping counts).

**Fig. 7-2-3-3 Survey for juveniles: Presence or absence of Adverse Childhood Experiences (by male/female)**



Notes: 1. Persons with any unknown categories are excluded.  
 2. Numbers indicate the percentage of persons under the respective categories and may be double counted.  
 3. Numbers in parentheses in the legend and on the vertical axis indicate the number of persons.

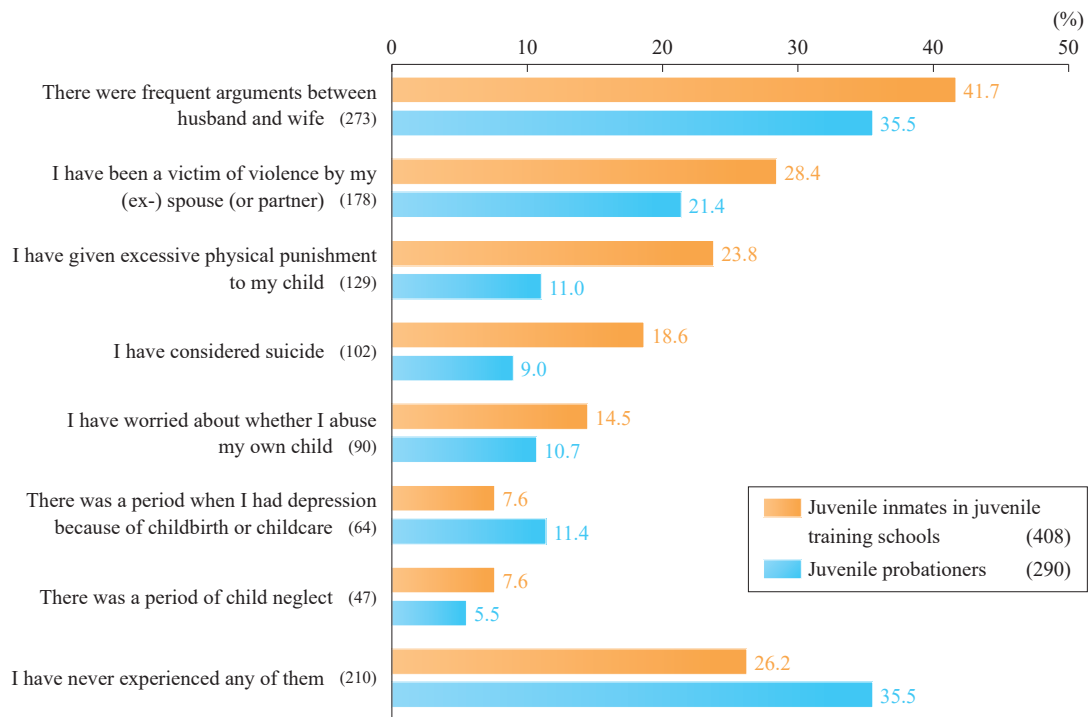
Source: The Research and Training Institute



## Section 4 Status of Guardians

Fig. 7-2-4-1 shows the corresponding rates of various experiences of guardians of juvenile inmates in juvenile training school and guardians of juvenile probationers since having a child (based on overlapping counts).

**Fig. 7-2-4-1 Survey for guardians: Experience since having a child**



Notes: 1. Persons with unknown experience since having a child are excluded.

2. Numbers indicate the percentage of persons under the respective categories and may be double counted.

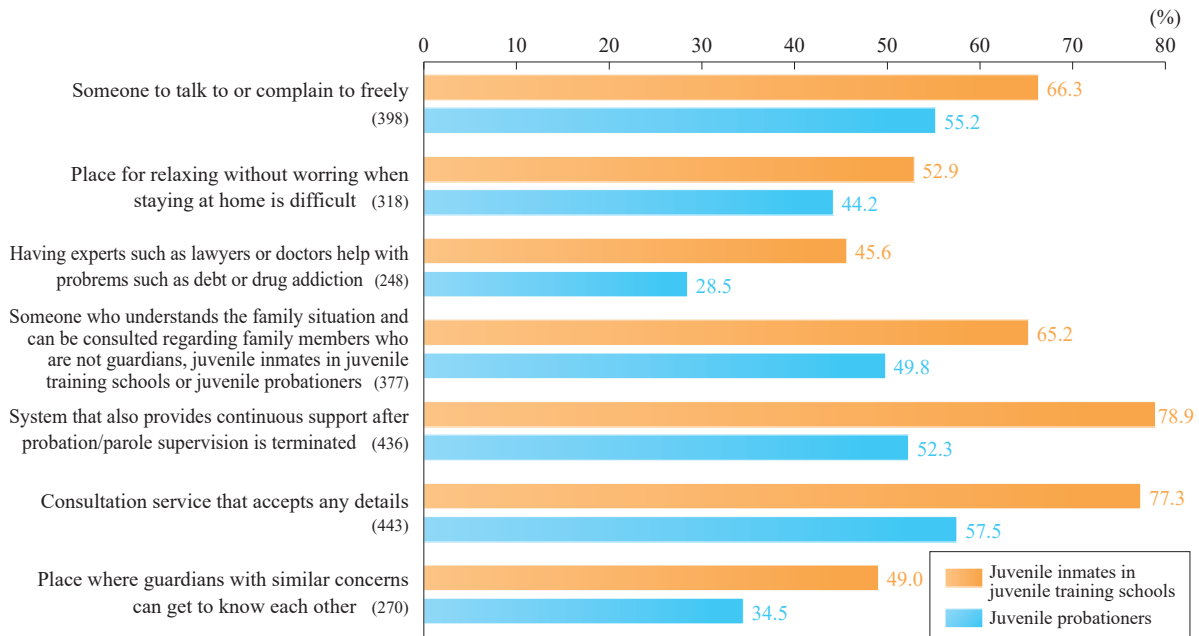
3. Numbers in parentheses in the legend and on the vertical axis indicate the number of persons.

4. “Juvenile inmates in juvenile training schools” indicates guardians of juvenile inmates in juvenile training schools and “Juvenile probationers” indicates guardians of juvenile probationers.

Source: The Research and Training Institute

Fig. 7-2-4-2 shows the corresponding rate of guardians of juvenile training school inmates and guardians of juvenile probationers who answered "very necessary" or "somewhat necessary" with regard to the support they would appreciate in their own life.

**Fig. 7-2-4-2 Survey for guardians: Support they would appreciate in their own life**



- Notes: 1. Persons with unknown answers are excluded.  
 2. Numbers indicate the percentage of persons under "very necessary" and "somewhat necessary" of the respective categories.  
 3. Numbers in parentheses indicate the actual number of persons under "very necessary" and "somewhat necessary" of the respective categories.  
 4. "Juvenile inmates in juvenile training schools" indicates guardians of juvenile inmates in juvenile training schools and "Juvenile probationers" indicates guardians of juvenile probationers.
- Source: The Research and Training Institute

# 【Members of the “Study Group Concerning Translation of White Paper on Crime in Japan”】

## **1. Academic experts**

ISHIDA Sakiko, Assistant professor of the Fukuyama Heisei University

## **2. Members from the Research department, Research and Training Institute**

KUMAZAWA Atsushi, Director of Research Department

KADOWAKI Kotaro, Deputy Director of Research Department

NAGAISHI Satoshi, Senior researcher

AOKI Asako, Senior researcher

SUZUKI Mariko, Senior researcher

FUJII Keiko, Senior researcher

NAKAZAWA Ryoko, Senior researcher

KUROKAWA Yurika, Researcher

MORIMOTO Asaka, Researcher